

# LochAnna

— kitchens —

B E A U T Y   A N D   S P A C E



C R E A T I N G   A   K I T C H E N   F O R   T H E   L I F E   Y O U   L E A D



LochAnna  
— kitchens —

## Welcome to our latest collection

With over 60 superb design options and a range of colours, quality drawers, hinges and accessories to choose from, we believe that this brochure will provide you with the inspiration, choice and guidance to help create a kitchen that is just right for you.

## Your plan and your kitchen

The experience of choosing your kitchen should be enjoyable not daunting. This section aims to guide you through all of the elements you need to consider when planning your kitchen.

6 - 15

## Kitchen Collections

With so much choice in style, design and colour it can be hard to know where to start. We have carefully grouped our designs into sections to help with the process.

16 - 95

## Your finishing touches

Make the kitchen yours by adding your own personal choice of appliances, worktops, sinks, handles and lighting.

96 - 133





New Clarkwell Graphite with Light Grey dressed with H486/504 handles and minerva® Carrera White worktops





## 10 Year Guarantee

For added peace of mind, furniture is covered by our 10 year guarantee against manufacturing defects.

# Kitchen Collections

To help with your selection we've grouped each door design into families



**Mala - NEW** 16 - 21

A painted high gloss superior quality finish in seven stylish colours, the best in Italian manufacturing



**Profile** 22 - 35

Ultra smooth touch handle-less in five popular matt shades and seven beautiful glosses, the best Italy has to offer



**Lastra** 60 - 63

Three designer-look kitchens in smooth matt and textured grains



**Clarkwell** 64 - 71

A versatile solid timber shaker door designed in seven classic finishes



**Georgian** 72 - 77

Selection of seven colours, a charismatic and charming timber kitchen with a beaded frame



**Sculptured** 36 - 41

Four gloss colours in a smooth clean handle-less design for a minimalist look



**Euro** 42 - 53

Contemporary and chic in five gloss and three matt finishes makes this affordable collection a winner



**Puro** 54 - 59

A pure ultra high gloss kitchen at its very best in four stunning shades



**Grained** 78 - 87

Cross modern and traditional borders with seven beautiful tones in a grained finish, stunning and affordable



**Opaco** 88 - 91

Subtle and uncluttered contemporary painted effect shaker in three matt finishes



**Classic** 92 - 95

Timeless kitchens in two beautiful designs



# Your kitchen adventure

Choosing the right style of kitchen is only part of the project. Carefully selecting worktops and handles can make a huge difference to your design, not forgetting your choice of functional yet smart appliances, lights and accessories.



## Accessories to maximise your space

From corner mechanisms, through to clever drawer storage and even pullout waste bins, so often an afterthought in many kitchens. There are a number of options available, see pages 102-105 for more information.


## Market leading appliance designs

A key consideration with your appliances is around your lifestyle. Cooking functions are important to the avid chef and all dishwasher, laundry and refrigeration is A rated for reduced energy consumption. Choose from CDA or Belling for a combination of functionality, stunning design and exceptional quality standards. See pages 126 - 127



## Integrated Storage making life easier


Smart labour saving mechanisms offer a great solution.



Sinks & Taps 128 - 129

## The latest solutions from Carron Phoenix


Stunning design meets practicality, exceptional quality and value. Choose from granite, stainless steel or ceramic to embellish your kitchen style.



Lighting 106 - 109

## Create moods or illuminate work areas

A choice of cool or warm light to suit your kitchen style. Plinth, under or over unit lights provide the finishing touches.



Worktops 15, 110 - 125

## Practical and creative surfaces

Choose from Artis laminates, maia® or minerva® solid surface solutions, for seamless joints and integrated sinks or 'Solutions' in two beautiful oak tones.




# Our kitchen collections... chosen for you

All of our kitchens are carefully selected using our extensive experience of European Kitchen trends. With 63 different on-trend choices you can be sure of finding something that will transform your home and enhance your life for years to come.


## Mala Collection

NEW




GLOSS WHITE  
H1013

NEW




GLOSS CREAM  
H1013

NEW




GLOSS DOVE GREY  
H1013

NEW




GLOSS CASHMERE  
H1013

NEW




GLOSS DUST GREY  
H1013

NEW




GLOSS PORCELAIN  
H1013

NEW



GLOSS GRAPHITE  
H1013


## Profile Collection



GLOSS WHITE




GLOSS CREAM




GLOSS DOVE GREY

NEW



GLOSS CASHMERE

NEW




GLOSS DUST GREY

NEW




GLOSS PORCELAIN

NEW




GLOSS GRAPHITE




MATT PORCELAIN

## Profile Collection




MATT DOVE GREY

NEW




MATT MUSSEL

NEW




MATT DUST GREY

NEW




MATT GRAPHITE


NEW



GLOSS CASHMERE  
H1005



GLOSS WHITE  
H1005




GLOSS DOVE GREY  
H1005




GLOSS MUSSEL  
H1005

## Puro Collection\*

## Sculptured Collection\*



GLOSS WHITE



GLOSS CASHMERE




GLOSS CREAM




GLOSS ANTHRACITE


## Lastra Collection



GREY GRAINED OAK  
H917



DRIFTWOOD  
H933



STONE GREY  
H222

## Euro Collection\*



GLOSS WHITE  
H941



GLOSS CREAM  
H919



GLOSS CASHMERE  
H941



GLOSS DOVE GREY  
H941



GLOSS ANTHRACITE  
H941



MATT WHITE  
H264



MATT MUSSEL  
H264



MATT DOVE GREY  
H264

## Natural Collection - Clarkwell\*



MUSSEL  
H820



STONE  
H820



LIGHT GREY  
H820



SAGE  
H820



IVORY  
H820



OAK  
H820

NEW



GRAPHITE  
H820

## Natural Collection - Georgian\*



MUSSEL  
H1009/10



STONE  
H1009/10



LIGHT GREY  
H1009/10



SAGE  
H1009/10



IVORY  
H1009/10



OAK  
H1009/10

NEW



GRAPHITE  
H1009/10

## Grained Collection



IVORY  
H942



DAKAR  
H942



MUSSEL  
H942



DOVE GREY  
H942



STONE GREY  
H942



CASHMERE  
H942

NEW



OAK  
H932

## Opaco Collection\*



WHITE  
H146



MUSSEL  
H146



DOVE GREY  
H146

## Classic Collection




VANILLA SHAKER  
H918



VANILLA TRADITIONAL  
H942

GEORGIAN OAK  
H1009/10



Made to Measure  
SERVICE

\* To help you create a bespoke finish Made to Measure doors are available in this range.

Included handle with this range, feel free to change to others, see page 76-81



# Crafted, Robust Cabinets.

The installer's choice, cabinets are engineered using only the finest materials.



## REMOVABLE BACK PANEL IN BASE UNITS

A simple yet ideal way to aid installation and service access.



Sturdy soft close drawers in a choice of Excel grey or Slimline Excel Plus graphite. Featuring stylish glass accessories as shown on page 105. Both drawer versions offer an impressive 40kg load bearing capacity.



## Colour Choices



Lissa Oak



Stone Grey



White



Vanilla



Grey linen




## PVC EDGED CABINET PANELS

all panels are fully edged to protect against moisture penetration



## ADJUSTABLE SERVICE VOID

offers flexibility when accommodating pipework 45-70mm



## CONCEALED HANGING BRACKET

creates a clean look inside the cabinet & offers a 15mm wiring void



## ADJUSTABLE LEGS

protects against moisture ingress and is an easy way of making the cabinet level



## ALL 18MM THICK HIGH DENSITY PANELS IN BASE CABINET

no weak points - extra sturdy



## SOFT CLOSE DOORS AS STANDARD

Soft close hinges, in a choice of colours, nickel or titanium (as shown)



## MINIMAL HOLES IN SIDE PANELS

for a clean highend appearance



## SOFT CLOSE DRAWERS

solid sides, base and backs for durability & added peace of mind

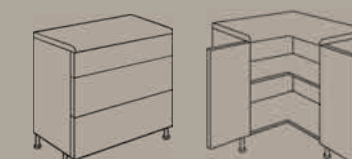


## 330MM EXTRA DEEP WALL CABINETS AS STANDARD

ample storage and can fit a full sized 12 inch dinner plate



Units & Specifications  
PAGE 130-133







Natural timber effect Solutions working in harmony with Profile Matt Porcelain

 Built in Great Britain

# Solutions

## Finished Kitchen Surfaces & Panels

A range of worktops and accessory panels in two realistic and warm woodgrain effects. Offering you a natural contrast to modern door finishes, whether your kitchen choice is matt, gloss, cream, mussel, white or any of the shades of grey, you can include Solutions. Create open shelves and bespoke units that are seen in the most contemporary rooms to produce that finishing touch. See page 18 for more ideas.



### Shelving

Use Solutions panels to create practical but fashionable shelving to complement your kitchen. Shelving can be the answer to an unusual sized space or a challenging ceiling pitch.



### Worktops

Matching the other panels in the Solutions Collection the worktops and breakfast bars have a realistic grain, providing that solid timber effect without the worry of upkeep. Look out for the vertical end grain, this definitely creates an authentic timber look.



### Splashbacks & upstands

An effective and modern alternative to tiles. Simple to install and you'll enjoy the benefit of Solutions for years to come.



Solutions Natural



Solutions Tobacco



### Open Shelving

A stunning open display adds a richness to a modern Dove Grey kitchen.





# Mala Cashmere

Shown with Solutions Tobacco shelving,  
minerva® Copper Fleck workstop and  
handle h1015

## Mala Collection NEW

Italian styling at it's very best


Using the highest quality paints and lacquers, Mala offers a robust ultra high gloss finish in a series of contemporary tones

The latest colours and finishes create a crisp appearance


Curved units and designer accessories for a lavish design

Mix colours and Solutions shelving for a bespoke look


### Door finishes




Gloss White




Gloss Cream




Gloss Dove Grey




Gloss Cashmere



Gloss Dust Grey



Gloss Porcelain



Gloss Graphite

Mala  
**Gloss Dust &  
Dove Grey**

Dressed with copper accessories, shown with Solutions Tobacco and a stylish antique copper handle (H1015)







 Built in Great Britain

## Mala Porcelain

Shown in Porcelain Gloss and new linen grey cabinet with new handle h1015 and Copper Fleck minerva® worktop



### feature

Stunning and practical corner larder - available in Linen, Oak and Stone Grey cabinets (Linen shown)





# Profile Gloss Dove Grey

Gloss Dove Grey is a popular on trend colour - shown here with a curved island and deep pan drawers. Dressed with 25mm minerva® Grey Crystal

# Profile Collection Gloss

A contemporary handle-less door representing the very best in Italian styling

Using precision painting and lacquering techniques the Profile Collection offers a choice of super gloss or matt finishes that deliver a kitchen of beauty

The latest colours and finishes create a crisp appearance


Curved units and designer accessories allowing a premium design

Complement your kitchen with our Solutions range of worktops, upstands and splashbacks


## Door finishes




Gloss White




Gloss Cream




Gloss Dove Grey




Gloss Cashmere



Gloss Dust Grey



Gloss Porcelain



Gloss Graphite



# Profile Gloss Cream

Gloss Cream shown with Halifax Natural Oak panels for a contemporary European look








## Profile Gloss White


White offers a timeless bright kitchen providing you with a limitless choice when choosing worktops and accessories. Dressed with 25mm minerva® Peak Stone



Corner Posts

### feature

external corner post with a matching channel to provide a linear continental touch



Curved Doors

### feature

curved door available for base and wall cabinets





# Profile Collection Matt

Handle-less door in the latest matt finishes


The same high quality materials and workmanship used in the crafting of Profile Gloss are carried through to these Italian painted matt options

The latest shades offering a crisp feel


Curved units and designer accessories allowing a premium design

Complement your kitchen with smart lighting, panels and minerva® worktops


## Door finishes




Matt Porcelain




Matt Dove Grey



Matt Mussel



Matt Dust Grey



Matt Graphite





Profile  
**Matt Mussel**

Illumination and a mix of materials bring out the charm of this handle-less door. Shown here with Grey Grained Oak accents and minerva® Ice Crystal worktops



## Profile Matt Dust Grey

Showing the versatility of Dust Grey – this time in a matt finish and dressed here with 42mm maia® Iceberg worktops and upstands



### Open Shelving

A stunning open display in Solutions Natural adds a richness to a modern dust grey kitchen, shown with a full height larder door, unique to the Profile Collection





# Profile Matt Porcelain

Matt Porcelain is a subtle alternative to gloss, popular with designers and used throughout the most stylish homes. Shown here with our stunning Solutions Natural worktops, splashbacks and shelving – bringing you the best of contemporary European kitchens





## Sculptured Collection

Handle-less designs, stunning kitchens


The handle-less concept continues into the Sculptured Collection, offering you a choice of four finishes from which you can create your practical and stylish kitchen

Curved and bi-fold units make a design statement

Modern gloss finishes that are easy to clean

A choice of colours to suit all tastes

### Door finishes



*Gloss Cream*



*Gloss Cashmere*



*Gloss White*



*Gloss Anthracite*



## Sculptured Gloss Anthracite

Combining the cutting-edge grey finish and simplistic styling, Sculptured Anthracite makes a vibrant design statement



## Sculptured Cashmere

Currently one of the most desirable kitchen finishes - Cashmere really delivers on style and design. Shown here with 42mm maia® Cristallo worktops, featuring the stainless steel undermounted sink to complete the perfect look







## Sculptured Gloss Cream

Cream offers a richness to the Sculptured family. Curved doors and wide pan drawers produce an upmarket aspect to your kitchen



## Sculptured Gloss White

Desirable Sculptured White creates a clean and crisp look, shown here with 42mm maia® Galaxy worktop, a winning combination



Integral handles mean a perfect uncluttered look



## Euro Collection Gloss

Stylish and unassuming, creating a stunning modern kitchen

The attraction of the Euro Collection - Gloss is in its simplicity - the colours and design speak for themselves whilst this practical flat door offers a contemporary look that's easy to keep clean

Curved units and large pan drawers available

Modern European design

### Door finishes



*Gloss White*



*Gloss Cream*



*Gloss Cashmere*



*Gloss Dove Grey*



*Gloss Anthracite*

# Euro Gloss White

Leading the way, Euro Gloss White is a classic kitchen choice enjoyed in many homes, dressed with optional H264 handles



## Euro Gloss Cashmere

Cashmere brings a richness to the Euro Collection. Dressed here with 42mm maia® Black Vulcano, Euro Cashmere is an elegant choice for those looking for a warmer earth tone in their kitchen. Shown with specified handle h941 and mirrored plinth





## Euro Gloss Dove Grey

Dove Grey attracts customers who are in touch with the current trend for shades of grey. Dove Grey is a light but definitive tone that works well with modern woodgrains, shown with handle h941



## Euro Gloss Anthracite

A bold yet classic look created by the captivating shade of dark grey, featuring 42mm maia® Iceberg worktops and h941 chrome handles





## Euro Gloss Cream

A popular finish, Gloss Cream works well no matter what size of kitchen. Shown here with optional H264 handles





# Euro Matt White

Sublime, cool and crisp. The simplicity of this door is harmonised by the matt surface, shown with h5617 L shaped handle

## Euro Collection Matt


Stylish and unassuming, creating a stunning modern kitchen

The attraction of the Euro Collection - in the latest matt finishes - the colours and design speak for themselves whilst this practical flat door offers a designer look that's easy to keep clean

Curved units and large pan drawers are available

Modern European design

### Door finishes



Matt White



Matt Dove Grey



Matt Mussel





## Euro Matt Dove Grey

The beautiful and smooth Euro Matt Dove Grey, accentuated by white on the island doors and panels. Shown here with Solutions worktops and splashback. Dressed with handle h264



## Euro Matt Mussel

Modern and practical - Matt Mussel combined with the new arch ended handle h264 makes this a strong design statement



## Puro Collection

With it's superior gloss finish a Puro kitchen is a statement of quality


Available in Mussel, White, Dove Grey and Cashmere the pure high gloss finish makes a spectacular statement in a modern kitchen

Superior gloss finish

Curved doors, bi fold units and wide pan drawers add to your design

Choice of four eye catching colours

### Door finishes




*Gloss White*



*Gloss Dove Grey*



*Gloss Mussel*



*Gloss Cashmere*

# Puro

## Gloss White

New Puro Gloss White - striking simplistic high gloss. Dressed with satin chrome handle h1006





## Puro Gloss Cashmere

New Puro Gloss Cashmere - a beautiful  
super smooth modern high gloss finish.  
Dressed with satin chrome handle h1004  
/ h1008 and 25mm minerva® Nimbus  
Grey worktop





# Puro Gloss Mussel

The beautiful gloss doors combined with 25mm minerva® Carrara White worktop creates a premium kitchen to be proud of - dressed with the h1005 handle



# Lastra Collection

European inspired design

The Lastra Collection offers three distinctive finishes at great value.  
For a premium look, our stone grey cabinet complements  
the ranges perfectly.

All three modern finishes suit a contemporary home

Durable doors with a PVC solid edge

Can be used as an accent to  
accompany any gloss door


## Door finishes



*Grey Grained Oak*



*Driftwood*



*Stone Grey*

# Lastra

## Driftwood

The horizontal grain of Driftwood works  
perfectly with wide drawers and doors.  
Dressed with the chrome h933 handle





## Lastra Stone Grey


Perfectly matching doors and cabinets create a modern coordinated kitchen at a great price



Wine Coolers

### feature

Why not include a contemporary wine cooler, available in a number of widths



Framed Edges

### feature

Create a contrasting framed look, by fitting panels above and below wall cabinets



## Lastra Grey Grained Oak

The texture of Grey Grained Oak makes this door a winner for many modern kitchens. Design alongside a gloss door for European styling. Dressed here with 42mm maia® Vulcano and handle h917



# Natural Collection Clarkwell

Solid timber shakers in seven appealing finishes.

The Clarkwell Collection boasts the leading finish choices including natural European oak and painted timbers

Finished and lacquered using the finest manufacturing techniques ensures Clarkwell is unsurpassed for durability

With a full range of furniture accessories, you can design the kitchen of your dreams

### Door finishes



Mussel



Stone



Light Grey




Sage



Ivory



Oak



Graphite

# Clarkwell Stone

A luxurious painted door that works well alongside the lighter tones in the range. Dressed with Pewter handle h486/h504, and shown with 25mm minerva® Carrara White





Clarkwell  
Graphite & Grey

A beautiful and fresh mix of two colours creates a spectacular result. Dressed with 25mm minerva® Carrara White worktops and pewter handles h486/504



## Natural Collection Clarkwell Mussel

A beautiful solid painted timber shaker - a timeless classic. Dressed with 25mm minerva® Carrara White worktop and stainless steel handle h820







## Clarkwell Light Grey and Sage

A beautiful and fresh mix of two colours creates a spectacular result. Dressed with 25mm minerva® Carrara White worktops and pewter handles h486/504



## Natural Collection Georgian

Solid timber shakers with beaded detailing, creating extra interest in seven desirable finishes

The Georgian Collection offers you something special. A premium solid timber kitchen where the design detail sets it apart from other timber kitchens

With six painted finishes and natural oak there's a colour to suit all tastes

Manufactured in the same factory as Clarkwell, this kitchen will serve you and your family well into the future


Designing your kitchen is exciting when you consider the range of matching accessories

Painted and lacquered for extra durability - a luxury kitchen

### Door finishes



Mussel



Stone



Light Grey




Sage



Ivory



Oak



Graphite

# Georgian Ivory

An impressive solid timber Ivory painted door shown dressed with handle h962





Georgian  
Natural Oak  
& Light Grey

A combination of natural and painted finishes creates a beautiful and distinctive kitchen. Dressed with 25mm minerva® White worktop and handle h962





Butlers Pantry, available in Lissa Oak - A classic and practical addition to your Georgian kitchen - available in Grained and Clarkwell Collections also



Georgian Light Grey – the beaded shaker design with a stunning grain. Dressed with handles h1009/10



## Georgian Stone and Ivory

The richness of stone and the natural beauty of ivory produce a charming statement – dressed with 25mm minerva® White worktop and handle h1009/10



# The Grained Collection

Beautiful and practical woodgrain effect shaker kitchens


Choose from six luxurious earth tone colours and one light oak effect, or mix and match to create that bespoke look – the Grained Collection is a stunning alternative to painted timber kitchens

Supplied with h942 handles as standard but consider chrome or pewter cup handles or knobs to dress the kitchen to your individual style

Curved end posts add a richness to your design

Curved and bi-fold units allow you to design in a more contemporary fashion. Mix with the Lissa oak cabinet to create a kitchen of distinction


## Door finishes




Ivory




Dakar




Mussel




Dove Grey



Stone Grey



Cashmere



Oak

## Grained Dakar

A subtle rich shade, Dakar is a popular choice. Dressed in this set with 25mm minerva® Black Granite worktop and handle h942



## Grained Dove Grey

Cool and neutral Dove Grey allows for many room and décor styles. Dressed in this set with 25mm minerva® White worktops and h150 cup handles, h149 knobs







## Grained Oak

A natural pale oak shaker, use to accent a painted kitchen or on it's own for a light and fresh finish. Shown with handle h942



## Grained Mussel


An elegant neutral option, Mussel works on its own or partners another Grained colour perfectly. Shown here with 25mm minerva® Fossil worktops and pewter handle h363



Glass doors

### feature

Glass cabinets offer a smart solution for featuring your display items



Curved end posts

### feature

Curved end post offers a distinguishing feature



Curved door units

### feature

Curved doors available in all colours in The Grained Collection





## Grained Cashmere & Stone Grey

The stunning combination of Cashmere and Stone Grey work beautifully - Dressed in this set with chrome handle h933 and 25mm minerva® Ice Crystal worktop





## Grained Ivory

Popular Grained Ivory is a timeless classic. This kitchen partners perfectly with handle h363



## Opaco Collection

Simple and smooth classic shaker-style kitchen

Available in three neutral colours Opaco offers a matt smooth painted effect shaker. Dress your kitchen traditionally with cup and knob handles or add a contemporary twist using simple bar handles – whichever way you've got a timeless kitchen to be enjoyed

Three colour choices, all offering curved doors and choice of pan drawers


A clean matt shaker with no lines or grooves

A classic timeless choice

### Door finishes



Mussel



White



Dove Grey

# Opaco

## Mussel

The smooth lines of Opaco with Solutions worktops and upstands and chrome handles h146





## Opaco White

Fresh and soft Opaco White. Dressed with 25mm minerva® worktops and handles h1002/149



## Opaco Dove Grey

Opaco Dove Grey shown with 25mm minerva® Cocoa Brown – a beautiful blend of earth tone colours. Dressed with handle h146



## Classic Collection

Timeless beautiful kitchens

Offering a choice of two ranges the Classic Collection is always popular. Clean and simplistic shaker designs look fabulous in any home

Choice of two designs, shakers and in framed effect kitchens

Colour coordinated cabinets complete the look

Can be dressed to look traditional or contemporary

### Door finishes



*Vanilla Shaker*



*Vanilla Traditional*

# Classic

## Vanilla Shaker

In a subtle shade of cream, Vanilla Shaker will be a classic for years to come. This set is dressed with handle h918





Classic  
**Vanilla Traditional**

The look of an in framed door at a fraction of the cost.  
Shown here with pewter handle h942



# handles

Doors and drawer fronts are not pre-drilled for handles, allowing you to choose alternate designs to those featured in the range photographs. Handles supplied as standard are listed on page 10 & 11. If you would like to select a different handle, simply refer to the codes.



1. Handle H941  
10mm Thick Chromed D-Handle  
200mm Long x 30mm High  
160mm or 192mm centres

2. Handle H947  
25mm Thick Chromed D-Handle  
205mm Long x 29mm High  
160mm or 192mm centres

3. Handle H1004  
Long Satin Front Fix Puro Handle  
200mm Long x 10mm High  
15mm Projection / 196mm centres

4. Handle H1008  
Long Satin Back Fix Puro Handle  
200mm Long x 10mm High  
15mm Projection

5. Handle H1003  
Long Chrome Front Fix Puro Handle  
200mm Long x 10mm High  
15mm Projection / 196mm centres

6. Handle H1007  
Long Chrome Back Fix Puro Handle  
200mm Long x 10mm High  
15mm Projection

7. Handle H146  
20mm Thick Satin Nickel D-Handle  
180mm Long x 35mm High  
160mm centres

8. Handle H931  
23mm Satin Nickel D-Handle  
177mm Long x 37mm High  
160mm centres

9. Handle H919  
25mm Thick Brushed Nickel D-Handle  
202mm Long x 32mm High  
160mm centres

10. Handle H918  
20mm Thick Satin Nickel D-Handle  
150mm Long x 28mm High  
128mm centres

11. Handle H933  
22mm Thick Satin Nickel D-Handle  
170mm Long x 30mm High  
160mm centres

12. Handle H018  
Chrome Sparkle Handle  
200mm Long x 25mm High  
160mm centres

13. Handle H022  
15mm Satin Nickel D-Handle  
200mm Long x 28mm High  
160mm centres

14. Handle H932  
15mm Thick Satin Nickel Strap Handle  
206mm Long x 24mm High  
192mm centres

15. Handle H003  
24mm Thick Satin Nickel D-Handle  
152mm Long x 25mm High  
128mm centres





16. Handle H222  
12mm Thick S/Steel Bar Handle  
220mm Long x 30mm High  
160mm centres

17. Handle H318  
16mm Thick S/Steel Bar Handle  
236mm Long x 36mm High  
177mm centres

18. Handle H916  
16mm Thick S/Steel Bar Handle  
336mm Long x 36mm High  
277mm centres

19. Handle H951  
22mm Tubular Boss Handle Brushed  
Nickel 332mm Long x 25mm High  
320mm centres

20. Handle H950  
22mm Tubular Boss Handle Brushed Nickel  
172mm Long x 25mm High  
160mm centres

21. Handle H1013 - **NEW**  
16mm Curved End Handle Chrome  
200mm Long x 25mm High  
196mm centres

22. Handle H1015 - **NEW**  
16mm Curved End Handle Copper  
200mm Long x 25mm High  
196mm centres

23. Handle H1011 - **NEW**  
16mm Curved End Handle Brushed Nickel  
200mm Long x 25mm High  
196mm centres

24. Handle H820  
16mm Thick Steel Collar Handle  
165mm Long x 30mm High  
128mm centres



25. Handle H917  
16mm Thick S/Steel D-Handle  
185mm Long x 38mm High  
160mm centres

26. Handle H264  
14mm Thick Steel Arch End Handle  
200mm Long x 34mm High  
160mm centres

27. Handle H5615  
23mm Steel Long L Shape Handle  
525mm Long x 23mm High  
512mm centres


28. Handle H5616  
23mm Steel Medium L Shape Handle  
268mm Long x 23mm High  
256mm centres

29. Handle H5617  
23mm Steel Short L Shape Handle  
140mm Long x 23mm High  
128mm centres

Handles are illustrated in relation to each other. Please see each description for sizes.



30



31



32



33



35



36



34



37



38



39



40



41



30. Handle H486  
32mm Antique Bronze Square Knob  
23mm High

31. Handle H944  
Matt Nickel Square Knob  
50mm Sq. x 22mm High  
16mm centres

32. Handle H943  
30mm Antique Effect Cup Handle  
96mm Long x 20mm High  
64mm centres

33. Handle H945  
Light Oak Knob  
55mm Diameter x 38mm High

34. Handle H150  
Chrome Cup Handle  
30mm Long x 20mm High  
76mm centres

35. Handle H948  
Dark Oak Knob  
50mm Diameter x 30mm High

36. Handle H1009 -  
40mm Pewter Round Knob  
23mm High

37. Handle H149  
Chrome Knob  
25mm Diameter x 30mm High

38. Handle H1010  
Long Pewter Cup Handle  
146mm Long x 37mm High  
96mm Centres | 24mm Projection

39. Handle H1002  
Long Chrome Cup Handle  
140mm Long x 40mm High  
96mm Centres

42



43



45



44



47



46



48



49



40. Handle H1006  
Puro Satin Back Fix Handle  
50mm Long x 10mm High  
15mm Projection

41. Handle H1005  
Puro Chrome Back Fix Handle  
50mm Long x 10mm High  
15mm Projection

42. Handle H942  
26mm Thick Antique Effect D-Handle  
140mm Long x 24mm High  
128mm centres

43. Handle H920  
10mm Thick Antique Handle  
Twist D-Handle  
210mm Long x 35mm High  
160mm centres

44. Handle H504  
Antique Bronze Handle  
175mm Long x 26mm High  
96mm Centres

45. Handle H956  
Pewter Effect Xmas Tree Handle  
186mm Long x 24mm High  
128mm centres

46. Handle H962  
Copper Angular Handle  
200mm Long x 30mm High  
160mm Centres

47. Handle H363  
18mm Pewter Effect D-Handle  
140mm Long x 28mm High  
128mm centres

48. Handle H949  
Steel D-Handle Ribbed Handle  
170mm Long x 30mm High  
160mm centres

49. Handle H004  
Steel Twist D-Handle  
135mm Long x 36mm High  
128mm centres

Handles are illustrated  
in relation to each  
other. Please see each  
description for sizes.



# Space saving storage solutions

Life can be more simple.

Why not add storage options to make access into your cabinets much easier?

Save bending and reaching into those hard-to-access places with some clever accessories.

Plus, why not consider integrated waste bins, usually an afterthought in kitchen planning.



300mm Soft Close pull out larder – Available with wire or anti-slip shelf bases



600mm Swing Pantry – Available with wire or anti-slip shelf bases



Waste bin (10L) suits 400mm base (min)



Eco Bin (68L) 1 x 34L, 2 x 17L Suits 600mm base



Telescopic towel rail in aluminium effect



Eco bin (30L) (1 x 20L, 1 x 10L) suits 300mm base



Eco bin (40L) 1 x 20L, 2 x 10L Suits 400mm base



Corner platform set, left or right hand - suits 1000mm base (RH Shown) - Soft Close



Corner optimiser - Maximise your storage! Left or right hand - available in 3 sizes, 800mm, 900mm and 1000mm base (RH Shown)



Extend front baskets



Pull front baskets sideways



Extend rear baskets - for full access



Soft close Duetto pull out corner storage. Left or right hand - suits 1000mm base (RH Shown)



3/4 carousel 800mm diameter (supplied in pairs)



Half carousel 750mm diameter Supplied in pairs (450mm door min)



950L Ultimate carousel (360° rotation) Front baskets - closed position



950L Ultimate carousel (360° rotation) Front baskets - extended



950L Ultimate carousel (90° / 270° positions) Side baskets - fixed



950L Ultimate carousel (180° position) Rear baskets - extended

clever ideas!





Cutlery tray available in 400mm to 1000mm widths



Beech adjustable cutlery tray – available in two sizes to suit drawer widths 400-600mm and 800-1000mm



Internal sink drawer (900mm)



Excel drawer cross & lateral dividers (600, 800, 900 and 1000mm)



Excel pan drawer with optional grey glass sides and dividers (500, 600, 800, 900 and 1000mm)



Excel pan drawer - with standard internal drawer 600, 800, 900 and 1000mm



Soft close pull out baskets, available in 400, 450, 500, 600, 800, and 900 widths. Soft close crockery baskets with tray, available in 600, 800 and 900mm



Sink base liner, available to suit cabinets 500 -1000mm



Drawer anti-slip matting, available in 1m lengths



Excel pan drawer with optional grey metal sides (Dividers also available)



Excel Plus pan drawers with solid graphite sides

# storage solutions + accessories!

Drawers and pullout mechanisms make access so much easier, use internal drawers as an effective way to optimise storage



Excel larder drawers available in 300, 500 and 600mm



Soft close 150mm pull out base



Soft close 300mm pull out base




Excel Plus larder drawers in 300, 500 and 600mm. Shown with glass sides and front accents, shown here with titanium cabinet hinges



# LED Lighting solutions


One of the first things you'll need to consider when planning your new kitchen is the lighting, as wiring needs to be installed at the start of the project, before plastering, decorating and the fitting itself. It's an integral part of any scheme and this is your perfect opportunity to create the right ambience. Most lights are dimmable and available in either cool or warm white to suit the kitchen style and tone. Your designer will guide you on the extensive range available.



**ASTA - LED Over Cabinet Light**  
Introduce soft mood lighting by illuminating door fronts.



**VERSO - LED Drawer Light**  
The ideal solution to illuminate pan drawers. (600/900mm)



**BERMUDA - HD LED Triangle Light**  
Mount under cabinets for superb task lighting. The angled aspect of this fitting gives optimum illumination of the worktop.



- Stainless Steel finish
- Cool white & warm white LED available

Also available in high LED output options.



**HYPE - HD LED Recess/Surface Light**  
Mount under kitchen cabinets and use as task lighting or use in glass fronted cabinets for mood lighting.



- Stainless Steel finish
- Cool white & warm white LED available

Also available in high LED output options.



**QUADRA PLUS - U**  
LED Under Cabinet Light

Boasting an ultra modern design this fitting is great for task lighting in the more contemporary kitchen, with optional touch switch.





# Primo Strip Lights

High intensity LED strip lighting, useful for plinths, inside cabinets or under worktops.

## Lighting & accessories

Illuminating plinths and inside cupboards is a great enhancement to your kitchen with dimming switches and infra red sensors also as optional accessories.




**Compact LED Flexible Strip Light**  
Create stunning mood lighting with this ultra-bright LED flexible strip. Perfect for use at plinth level, above cabinets and under breakfast bars.




**LUCE - LED Square Plinth Lights**  
Available in sets of 4 or 8 for easy installations.



**PURO - LED Round Plinth Lights**  
Small and discrete, available in sets of 4 or 8 for easy installation.



**LINIA - Recessed Aluminium Profile**  
Aluminium channels allow fully recessed strip lighting. Also available as surface mounted.



This is just a small selection of lighting solutions available - ask for details.



# Worktops

A varied selection of worksurface materials offer a number of solutions to suit your budget and desired finish



**maia®**  
Acrylic capped core in 15 colours with curved end and sink module options




**minerva®**  
25mm thick solid worksurface offering a number of design ideas in 14 colours with factory finished sink modules



**Artis**  
Quality laminates in a range of finishes and textures, with a choice of thicknesses and over 50 colours



**Solutions**  
Robust pvc edged realistic woodgrains with complementary panels in 2 contemporary finishes



 **minerva®** Copper Fleck

Shown with Mala Dust Grey and TM Old Copper mixer tap to complement the H1015 copper handles



# why choose maia® ?

**maia®** is a stylish and durable range of solid surface worktops.

Seamless joints and a silky smooth finish make **maia's** designer worksurfaces a luxurious addition to your home. Designed to have the appearance of stone without the high cost and inherent drawbacks, **maia** surfaces are highly heat resistant, impenetrable to dirt, dust and bacteria and easy to clean.

Available in a range of colours to suit every home, **maia** solid surfaces are both functional and beautiful. Feel the difference with **maia**.



seamless corner joint




## maia® options...

create the look...



matching curved worksurfaces available to add a designer feel



why not install a maia sink module with drainer grooves & factory finished edges?



end panels complement the curved overhang perfectly



choose a sink module for an uncluttered look



# maia®

innovation in worksurface technology





# maia® colour palette...



maia® Beige Sparkle



maia® Calcite



maia® Fossil




maia® Brazilian Greige



maia® Greystone



maia® Snow Haze



maia® Cappuccino



maia® Cristallo



maia® Galaxy




maia® Iceberg



maia® Latte



maia® Lava



maia® Mocha



maia® Vanilla



maia® Vulcano

## why choose maia® ?

**maia's** easy fit system makes installation simple and allows you to create worksurfaces to fit your own design requirements.

With a particle board core and acrylic capping, surfaces can be readily installed using standard wood working equipment and they are supplied pre-edged. All of this means that there is no need for expensive and time consuming templating usually associated with solid surface products.

Coloured adhesive means that joints are almost seamless and any damage can be easily sanded and re-polished out.

All worktops, breakfast bars and sink modules are available in 28, 42 and 54mm thicknesses. Choose from 1.8 and 3.6 metre lengths including sink modules and curved ends. Factory finished islands, upstands, splashbacks and end panels add a touch of class.

**maia** is supported by the FIRA Gold Award for product excellence and covered by a 10 year manufacturer's product guarantee.

✓ Barcol Hardness - EN59

✓ Fungal Resistance - EN ISO 846

✓ Bacterial Resistance - EN ISO 846

✓ Light Fastness - ISO 4892

✓ Food Safety - EN V 1186

✓ Exposure Dry Heat - EN 438-2.8



# minerva® solid acrylic worksurfaces...

Welcome to **minerva**® a new, practical and solid kitchen worksurface manufactured using state-of-the-art technology. Delivering a luxurious appearance, cool pleasing touch and robust performance from its solid 25mm thick material, **minerva**® has the advantage of being the same colour throughout. This means that sweeping curves and two tone worktops can be easily created plus Belfast sink fitting is not an issue due to benefits of the product being 100% waterproof.



## Imperceptible, seamless, solid joints

Thanks to the solid acrylic core there are no concerns with water ingress. **minerva**® is designed to deliver the best possible aesthetic results. With our renowned jointing strength **minerva**® is rock solid! Nor are any special preparation procedures necessary to achieve beautifully imperceptible, seamless joints.




## Factory finished edges ready for fitting

All **minerva**® worksurfaces are supplied ready for installation with smooth factory finishing on exposed edges.



Breakfast bars, splashbacks and upstands, are just some of the added attractions of choosing **minerva**®.

Optional adjustable seam setting device with suction clamps for easier jointing.



**Prefabricated sink solutions**  
Undermounted sink modules with factory applied drainer grooves save time when it comes to preparation and installation.







# minerva® colour palette...

There are 14 superb colours to choose from with a number of light options to suit darker kitchen door finishes.



\*Each of these worksurfaces are unique, reflecting the natural appeal of marble and stone.

Whilst **minerva®** sink modules are made from a solid piece of material, the recessed sections may have a slightly different pattern on some décors due to the spread of the coloured chips.

## Routine cleaning

**minerva®** does not require any specialist cleaning, simply wipe off with a damp cloth and soapy water. The worksurface should then be rinsed with clean water and wiped dry. Persistent marks can be removed by using a mild abrasive cleaner, but harsh scouring powders should be avoided. Unlike marble and granite, **minerva®** is non porous, hygienic and will resist most household chemicals including alcohol.

## Heat

**minerva®** will withstand heat better than many alternative surface materials with boiling water and cooking splashes not being an issue. As with **maia®** however, all hot pot, pans and other heat generating devices should always be placed on a trivet or worktop protector rods.

**minerva®** is supported by the FIRA Gold Award for product excellence and covered by a 10 year manufacturer's product guarantee.

## Minor scratching

As with **maia®**, kitchen utensils and unglazed crockery can sometimes cause scratches that will be more evident on darker colours. Use of a cutting board is essential though minor scratches can easily be removed using the abrasive pad and other items from the care kit.







## Artis Bianca Luna

Gloss laminate worktop in a marble effect, available with matching splashbacks and upstands

# Artis & Solutions Laminates

Whatever your chosen kitchen style we have the perfect answer in our smart range of laminate worktops. With a host of finishes and patterns, choose from granite or wood effect, through to high gloss as a real style statement. Solutions offers two superb realistic woodgrains in natural and tobacco oak



### Worktop Choices

Granite, burnished effect, wood, crystal or high gloss are just a few of the textures available to complement or contrast with your door style



### Sizes available

Worktops in 3 metres or even 3.6 or 4.1m lengths for a more seamless look, all backed by breakfast bars in sizes to cater for most designs




### Splashback

Why not add a fully matching splashback behind your work-surface for a maintenance free kitchen



### Upstands


A smart, yet discreet alternative to tiling. Offering you the options of changing the background wall colour to suit today's and tomorrow's fashions





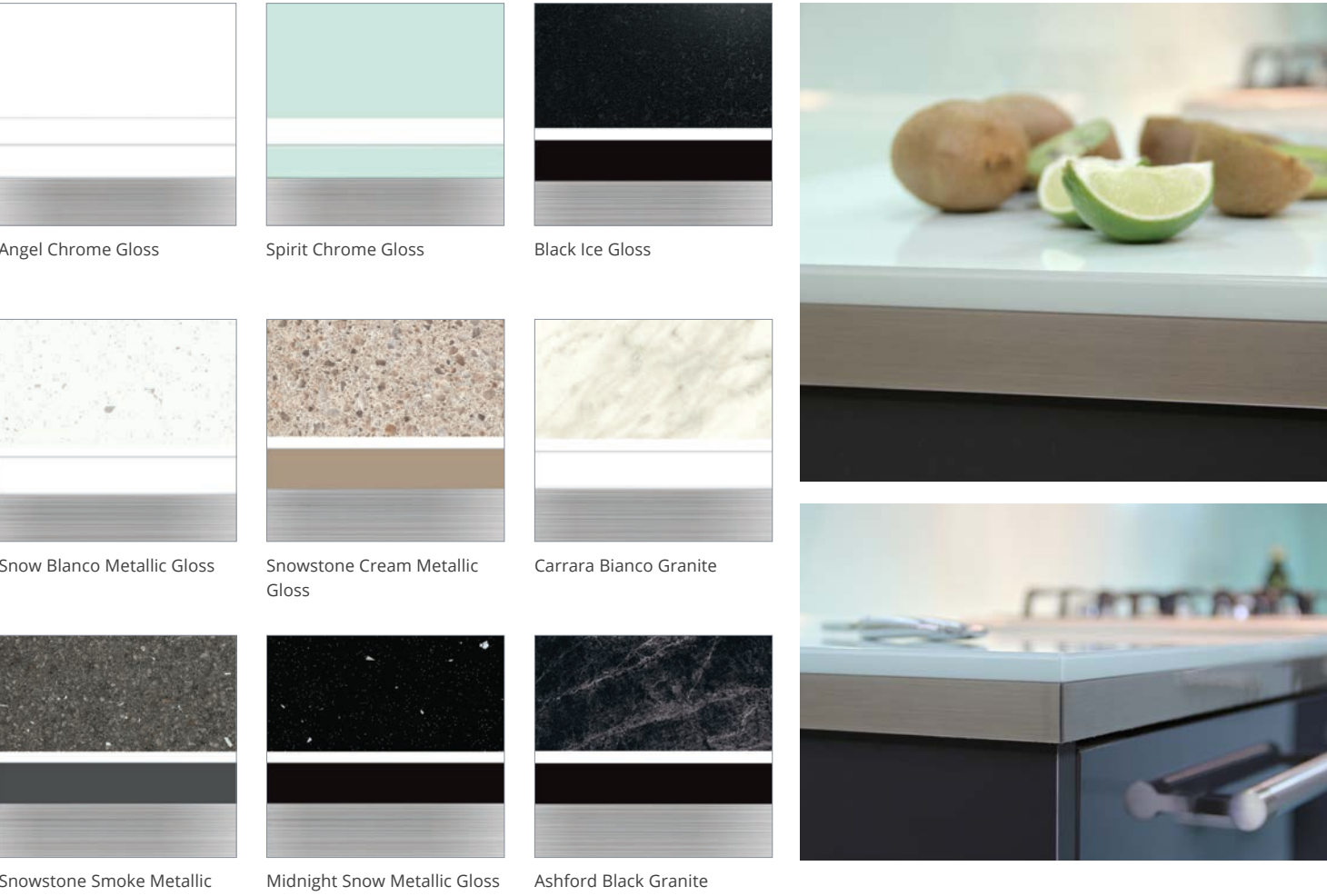
# Artis® 50mm square fronted

With its deep 50mm square laminate edge, Bohemian Natural emanates strength and stability, its solid aesthetic masters contemporary furniture adding structure to your design. Offering four exotic wood grain effects, Bohemian Natural is the ideal warming partner for plain colour doors.



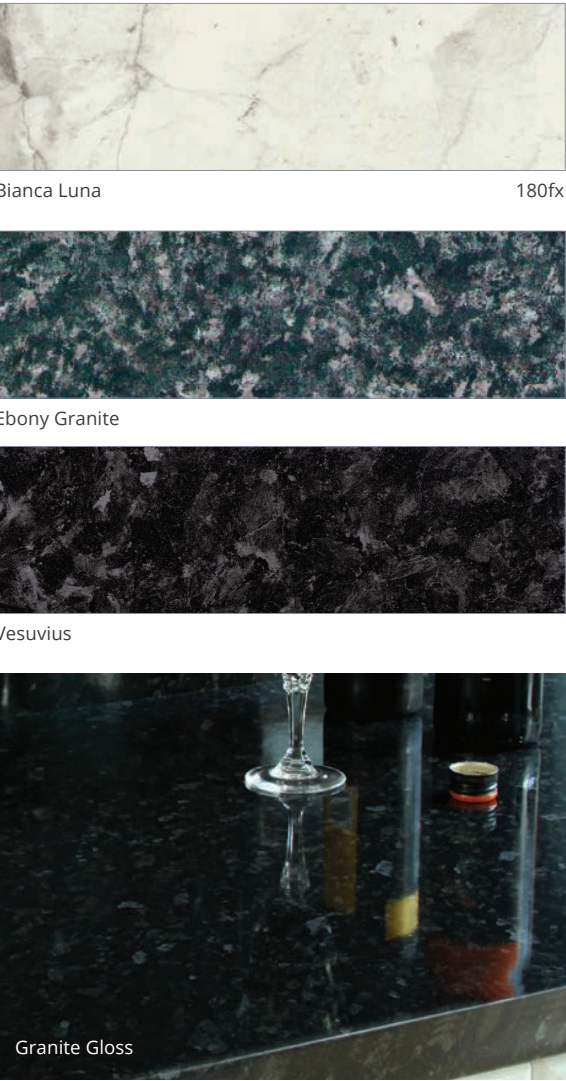
# Bohemian ABS 40mm

Bohemian Chrome 40mm is a chic and affordable alternative to glass or quartz surfaces. Highlighted by the latest laminate technology and chrome duo ABS edge these nine finishes add a striking reflective ambience to any contemporary kitchen



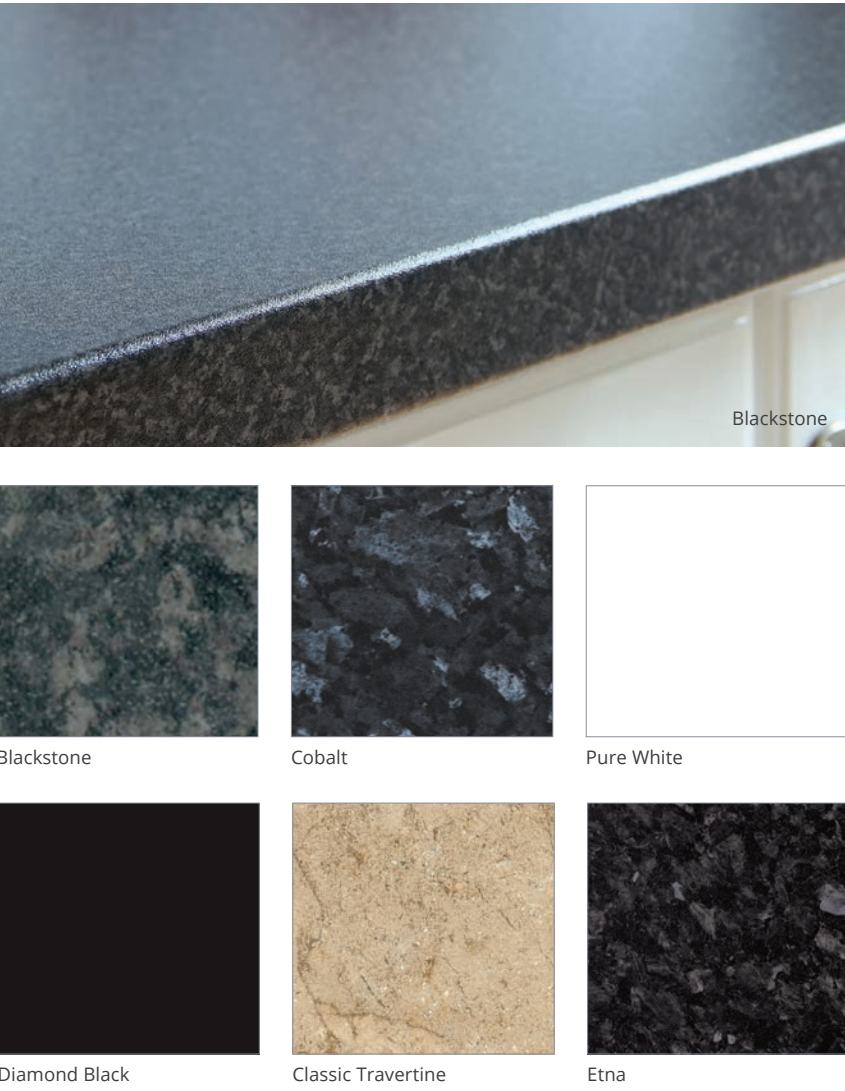
# Gloss

Beautifully chic and hygienic, Gloss reflects the ambience of your kitchen surroundings; three classic luxury finishes for stone effects.




# Crystal

Available in six finishes, Crystal offers the silky smooth feel of natural stone. Its light, sophisticated texture radiates a delicate shimmer which works beautifully on stone or solid colour decors.



# Silkwood

Superb print definition and innovative texture capture the classic detail of exotic species. Exceeding the performance characteristics of natural timber, Silkwood is hard wearing, hygienic and requires no special maintenance, available in nine finishes.






# Granite

Subtle surface detail highlighted by a soft polished sheen gives the authentic look and feel of natural stone. Combined with the variance of 180fx true scale designs, Original Granite comes to life. Bringing you closer to nature, 180fx are printed at full size to demonstrate the variety in pattern and grain. These calmer tones all enhance grey, white and beige kitchens for a true designer look.



# Snow

With stunning metallic-gloss accents, Snow replicates the finish of polished quartz at a fraction of the cost. Sparkling under sunlight or focused lighting, matching splashbacks complete the look, accentuating the feeling of space.



# Burnish

Combining a gently undulating surface with a subtle gloss element, the softly shimmering patina entices the eye and is appealing to the touch. Burnish works beautifully on stone decors, refracting the light to give the surface wonderful depth and clarity; the perfect finish to any of the authentic 180fx true scale stone effects.



# Solutions

Matching the other panels in the Solutions Collection the worktops and breakfast bars have a realistic grain, providing that solid timber effect without the worry of upkeep. The vertical end grain creates an authentic appeal. Matching upstands and worktop wrap-over ends complement these universal panels allowing you to create a number of distinct furniture pieces, refer to page 15 for more information.







# Appliances

Don't forget that we can satisfy all your appliance needs with a choice of CDA or Belling brands. CDA are synonymous with design and cutting edge technology, offering a 5 year parts and 2 year labour guarantee. Belling have been bringing clever ideas and quality appliances for over a century and this British brand remains one of the most trusted and well known manufacturers.



**Cooking**  
All your needs are more than covered, from ovens in single, double and range cooking plus a series of hob options in electric and gas, and not forgetting the extractor which is offered in many great styles



**Cooling**  
Refrigeration is offered in fully integrated models in all the built in sizes to suit our kitchens. High efficiency energy class is also a feature to keep the energy bills to a minimum. Wine coolers in several sizes are also available to create a smart focal point



**Dishwashing**  
Once seen as a luxury but now a fundamental part of any kitchen. There are a number of size options and specifications available, with slim-line or full width models and all A rated for energy consumption



**Laundry**  
Washing and drying with a multitude of programmes is important in today's busy kitchen with fully concealed laundry products available from both brands

CDA



belling





# Sinks & Taps

Our stunning range of sinks & taps combine innovative design with ultimate functionality. From traditional charm to cutting edge minimalism, our collection encompasses the very best modern design and materials to help you create a kitchen bursting with beautiful products and superb features.



## Granite

Moulded from a mix of 20% resins and 80% granite, these sinks really stand up to the most rigorous of tests, with anti-bacterial agents built in



## Stainless Steel

Still today's most popular material in square, rounded, deep or shallow bowl options - there are a number of styles or configurations to choose from



## Ceramic

For the traditionalist there are several shapes and sizes with Belfast or over mounted models in the portfolio



## Taps

Ultra modern pullout spray taps, traditional swan neck or single lever - the choice is yours with chrome, steel and even black alternatives available




**CARRON**  
P H O E N I X






range content


some cabinets are not available in selected ranges, please ask for details




300 / 400 / 450 / 500 / 600mm Highline Base



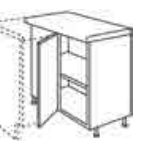
800 / 900 / 1000mm Highline Base




300 / 400 / 500 / 600mm Drawerline Base




800 / 1000mm Drawerline Base




800 / 900 / 1000mm Highline Corner Base




800 / 1000mm Drawerline Corner Base




950mm L Corner Base




400 / 500mm 4 Drawer Base (range dependent)



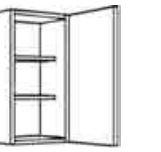
500 / 600 / 800 / 900 / 1000mm 3 Pan Drawer Base




335mm Angled Base Unit




600mm Built Under Oven Housing



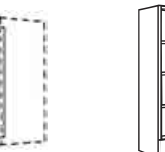
300 / 400 / 450 500 / 600mm Wall




335mm Angled Wall Unit




800 / 900 / 1000mm Wall




Standard 600/900mm Corner Wall




500mm Glass Dresser Unit (selected ranges only)




500mm Glass Wall Unit (selected ranges only)




150 / 300 Pull-Out Unit




600 / 800 / 900 / 1000mm Bridging Unit




650mm L Corner Wall



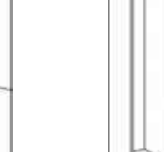
650mm Diagonal Wall



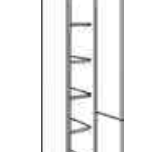
600mm Single Oven Midi Housing Unit




600mm Double Oven Midi Housing Unit



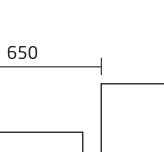
600mm Fridge Midi Housing Unit




50/50 Fridge Freezer Unit



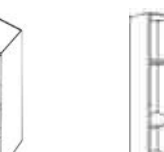
70/30 Fridge Freezer Unit




300 / 500 / 600mm Larder Unit




300 / 600mm Pull-Out Larder Unit (Pantry on 600mm)



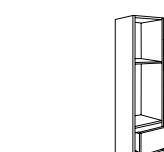
1016mm Diagonal corner larder




900mm Oven Housing Unit



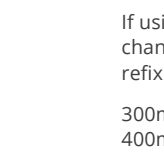
900mm Oven Housing Unit with Drawers



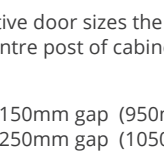
900mm Oven + Micro Housing Unit with Drawer



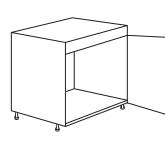
600mm Oven Housing 1 Drawer




600mm Oven Housing Unit 2 Drawer



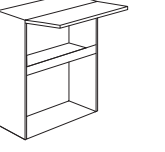
600mm Oven/Micro Housing Unit



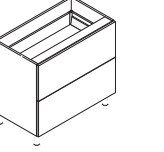
600mm Belfast Sink Base (Requires cutting on site)



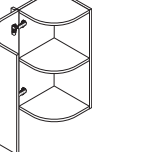
600 / 800 / 900 / 1000mm Bi-Fold Unit (selected ranges only)



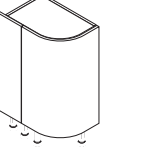
600mm Wall Microwave Unit (requires fascia trimming on site)



600 / 800 / 900 / 1000mm 2 Pan Drawer Base (selected ranges only)



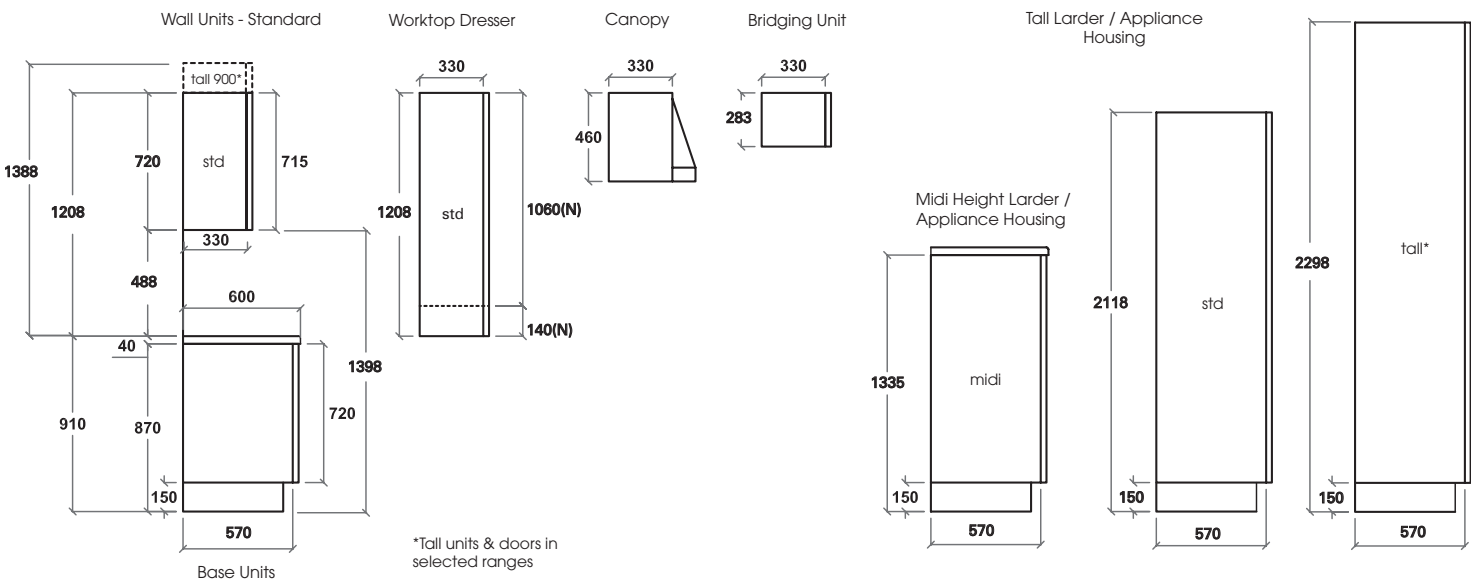
Curved Wall Unit 715 x 300 x 300mm (selected ranges only)



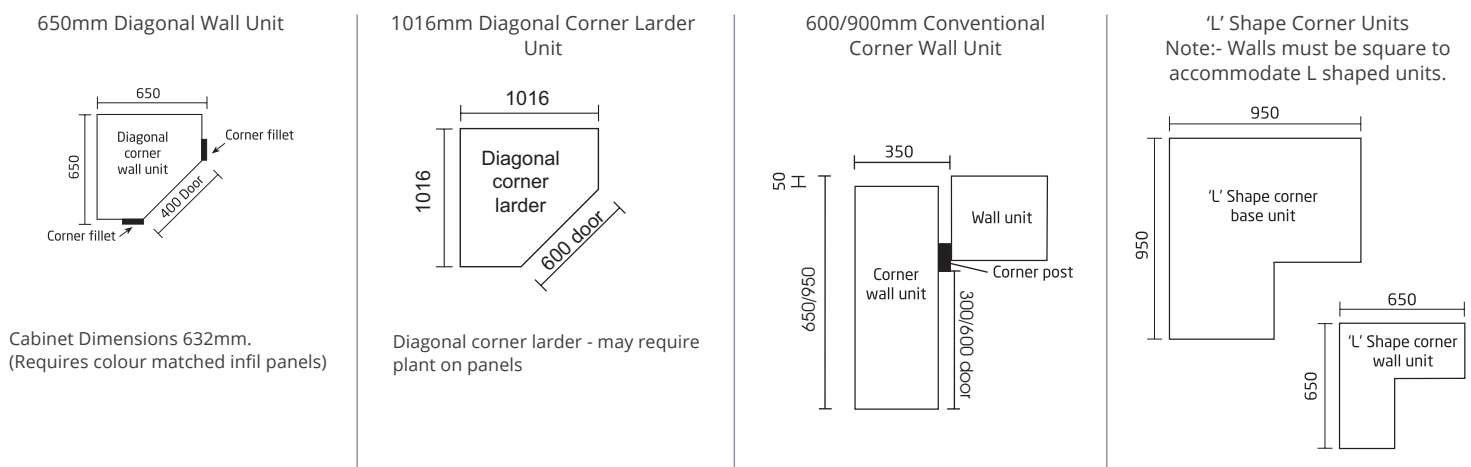
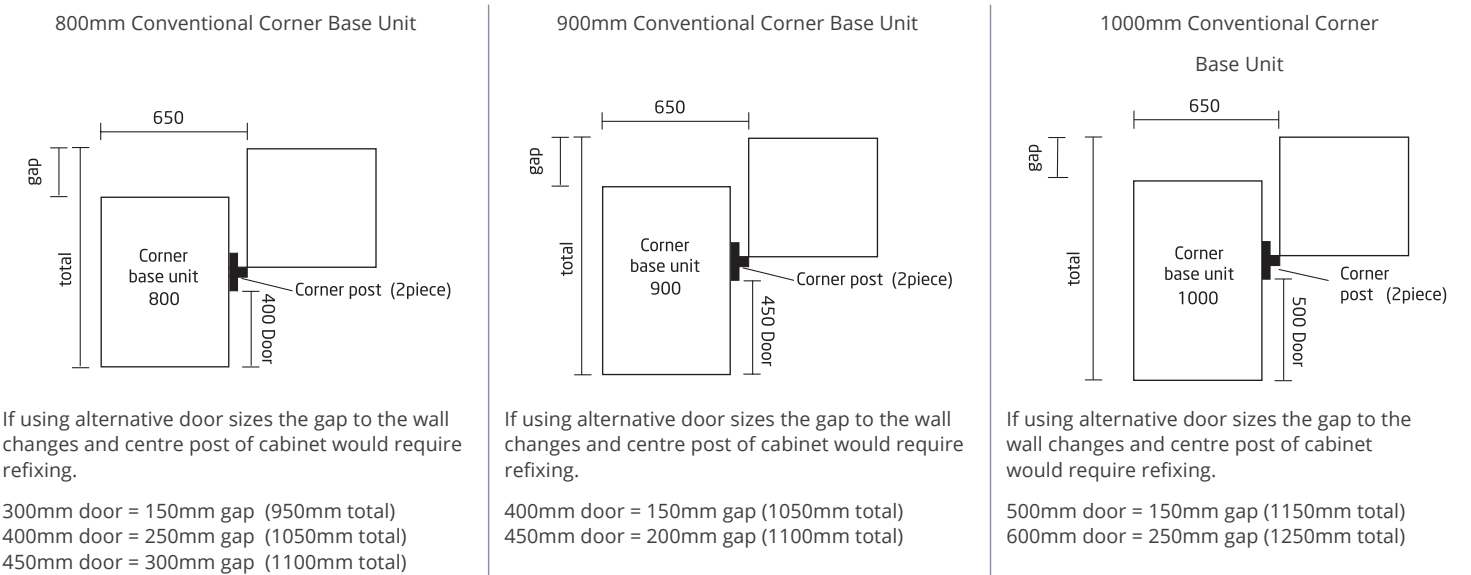
Curved Base Unit 720 x 300 x 570mm (selected ranges only)

technical specifications

end elevations all measurements are shown in millimetres and are nominal sizes.

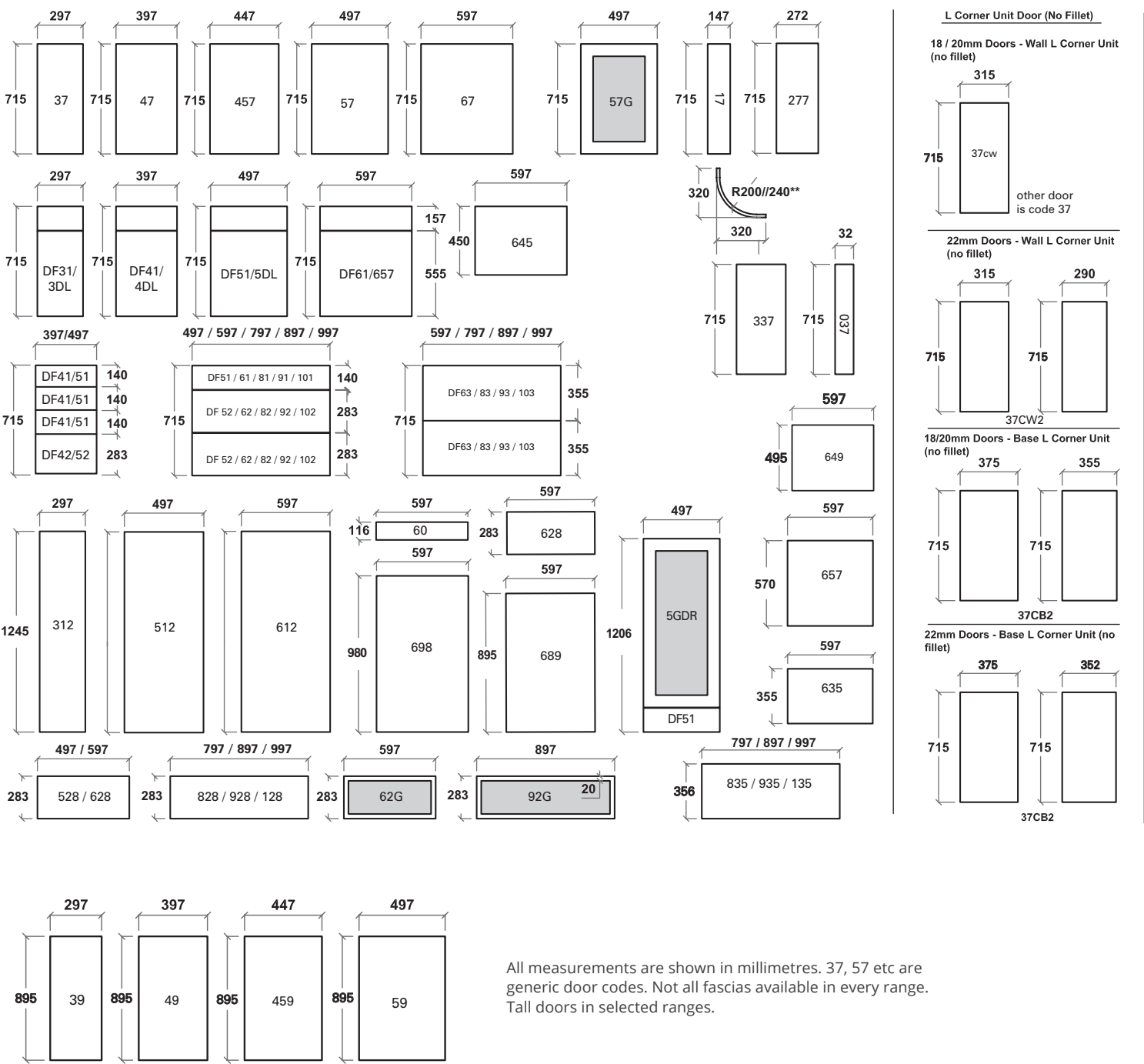


corner information





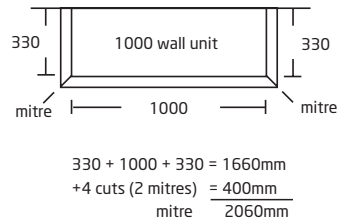
Fascia dimensions and codes



Cornice & Light Pelmet

To calculate correct amounts of Cornice and Light Pelmet measure the distance along the front of all the wall units, plus the returns where necessary.

Also, when ordering Cornice and Light Pelmet add 100mm per cut where a joint is necessary. Note: 2 cuts make 1 mitre (see example)

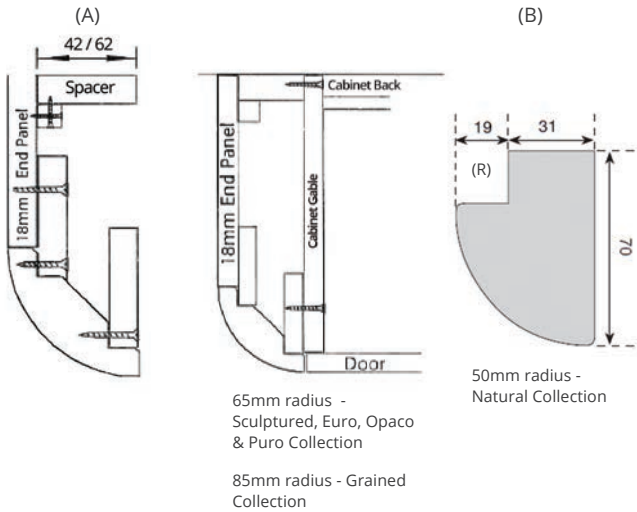


Curved end posts

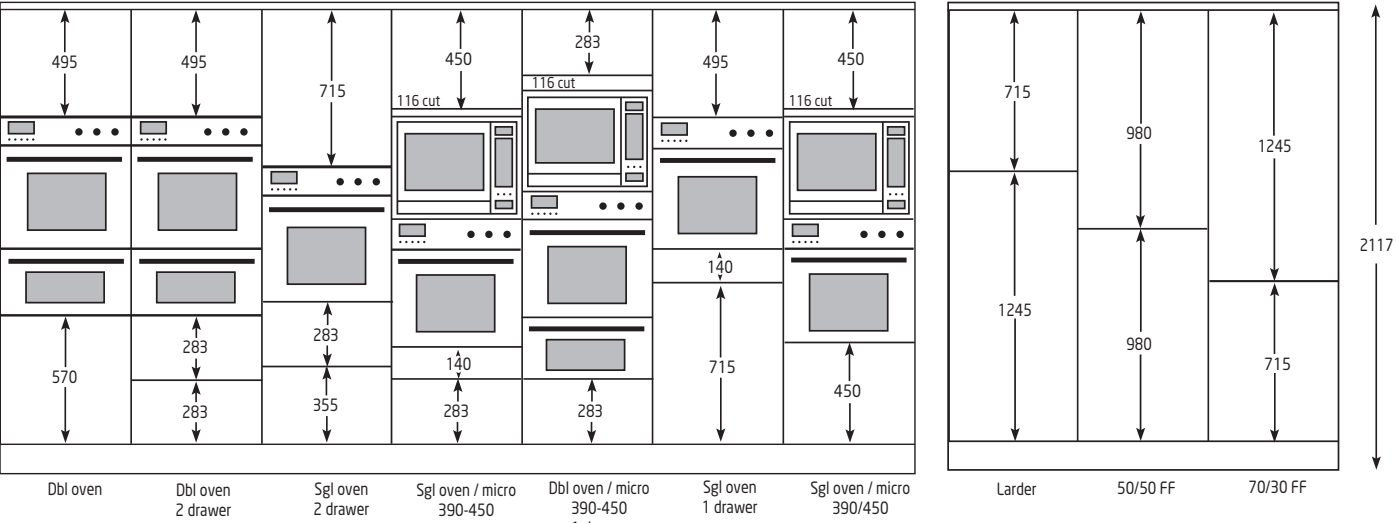
(A) Allow an extra 65-80mm (dependent on range) for planting on curved end post. Fix end panel using 18mm packers first, then align to edge of door. Ensure 18mm packer closest to front of cabinet is from door matching material for base/tall posts.

This will ensure co-ordinated finish at plinth level.

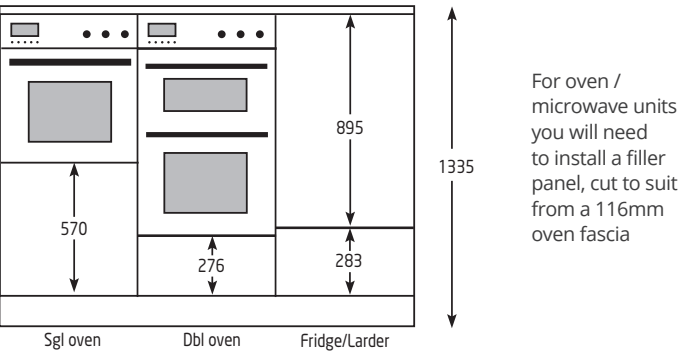
(B) For the 50mm post in the Natural Collection, fit flush to door and insert a colour matched panel in the rebate (R), packing at back of the unit with a 31mm spacer.



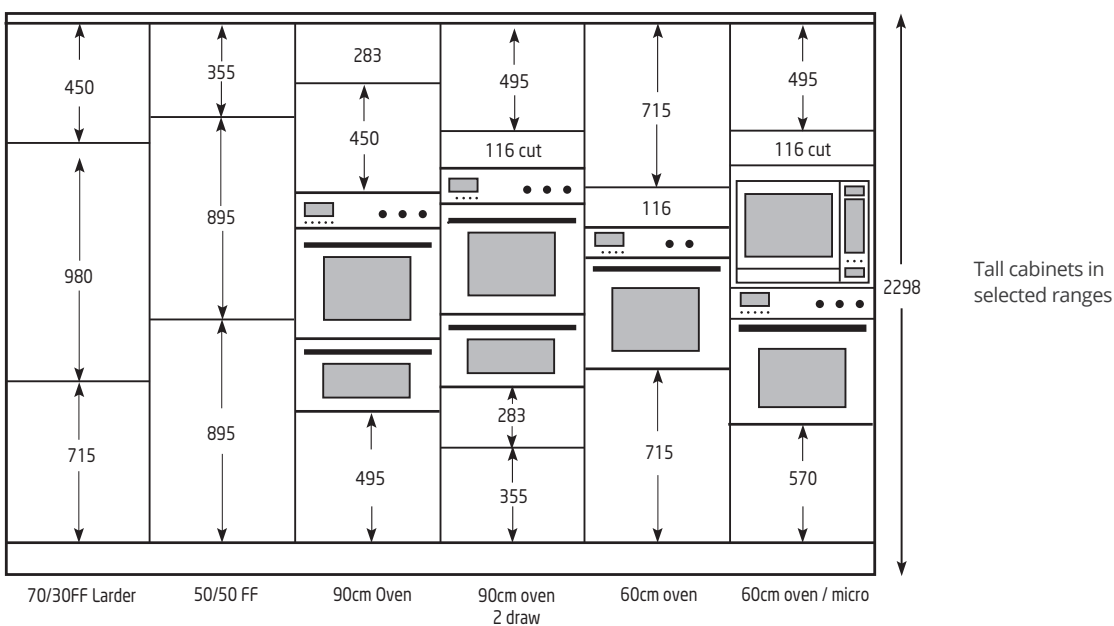
Standard appliance housing / Larder / Fridge Freezer (FF) configurations



Midi appliance housings



Tall appliance housings / Larder / Fridge Freezer (FF) configurations



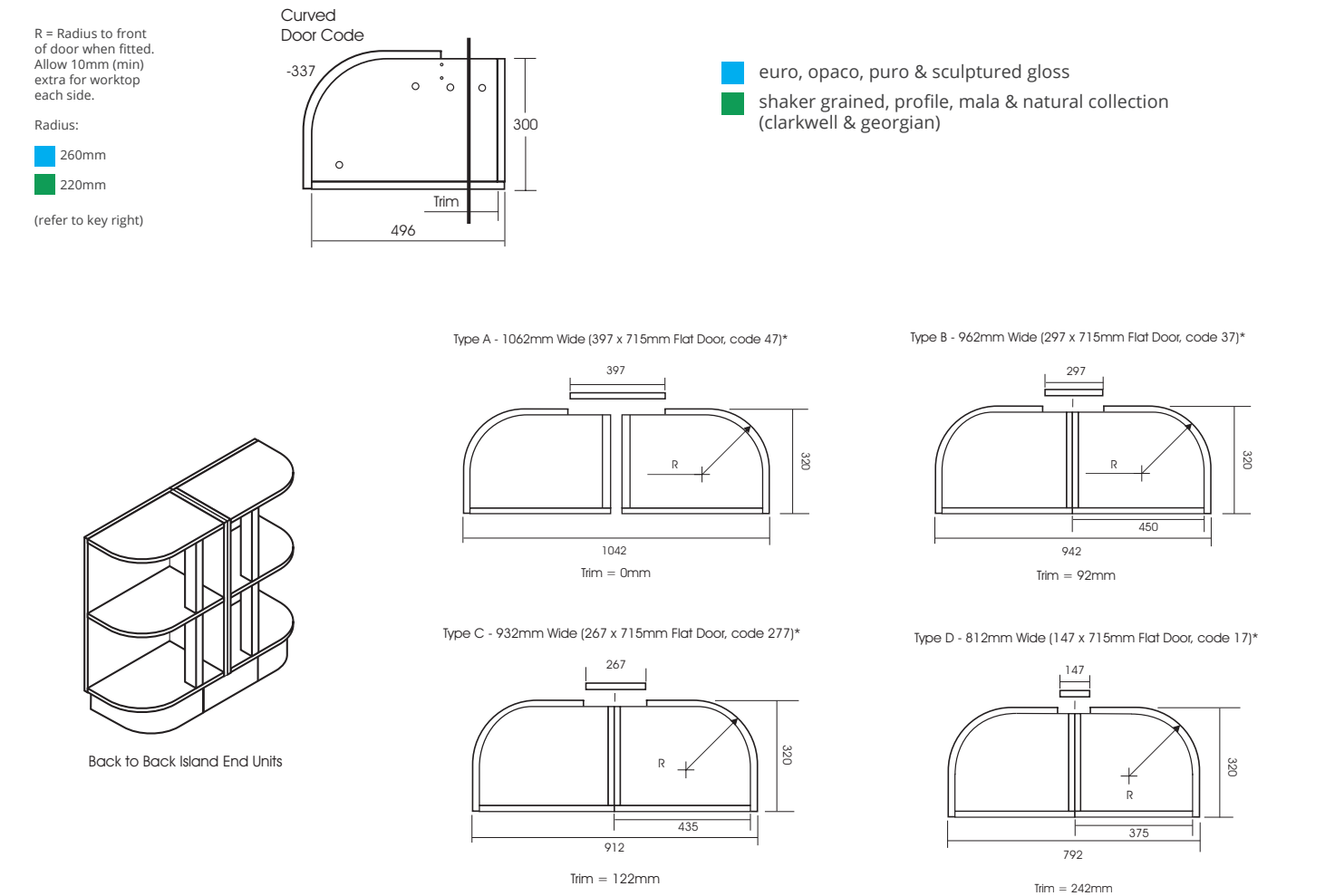


curved island information

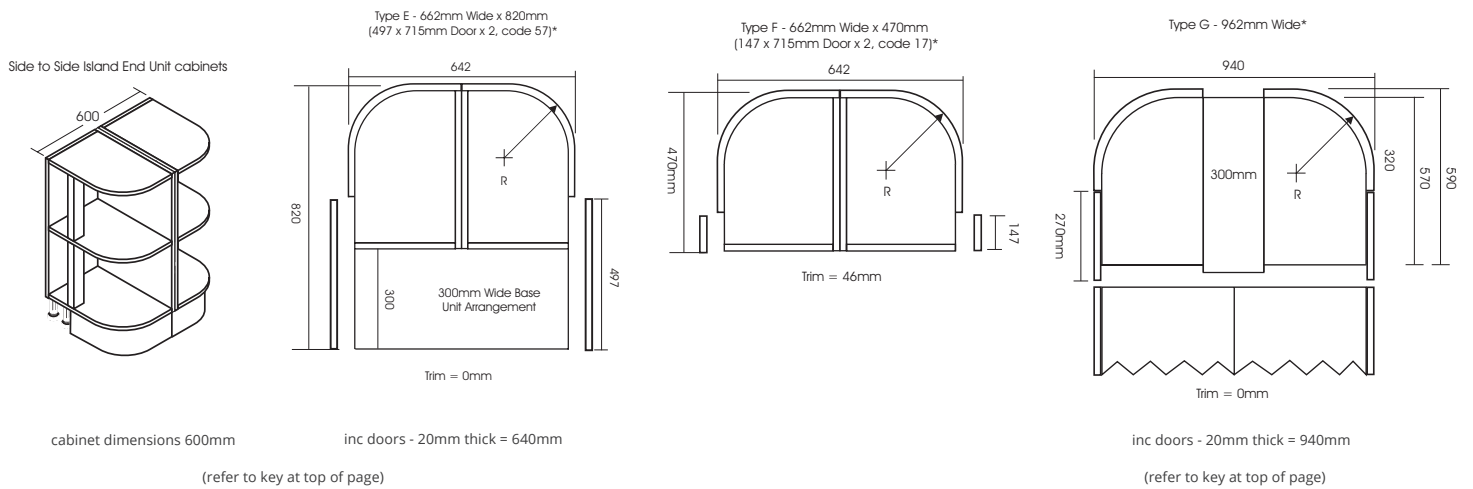
Island Installation

Note: For some island situations it will be necessary to reduce the depth of one or more cabinets. Trim the top/bottom/shelf panel by the measurement shown. Allow at least 10mm extra on each side for worktop overhang. These applications are suited to custom island worktop surfaces.

Overall dimensions based on 20mm thick doors.



Overall dimensions based on 20mm thick doors.



NB: remember to allow at least 10mm overhang on both sides for worktops. \*Including worktop overhang.

Important: Please check the doors fit the cabinets prior to ordering/templating worktops

Built in Great Britain

# LochAnna

kitchens

Here at LochAnna we go above and beyond to make sure that all of our kitchen ranges are innovative, flexible in design and provide choice for every customer taste, style and trend.

Having over 300 years worth of industry experience between us at LochAnna helps. We know that a kitchen not only has to look great, has to work well and last. We believe that we have covered everything -choice, flexibility and quality guarantees on every range

In the interests of continuing design development and product improvement we reserve the right to change colours, designs and specifications or method of manufacture. Such changes may be made without prior notice and without incurring any obligation. All units are manufactured to within normal tolerances. Natural wood is used in some of the kitchens. As wood is a natural living material with an endless variety of grains and textures, some natural colour and grain variation evident on installation will diminish dramatically over a few months as the wood is exposed to light. The expression "solid wood" refers to door and drawer fronts only. Indications of colourways throughout this brochure are as accurate as the printing process will allow. E&OE. March 2017.



*The kitchen has a lot to live up to – a space to entertain, a place where meals are cooked or a point where busy families gather.*

*With over 60 superb ranges and a wide range of accessories to choose from, we can help create the kitchen you need for your life.*

W E L C O M E T O

# LochAnna

— kitchens —