

LochAnna

— kitchens —

B E A U T Y A N D S P A C E

CREATING A KITCHEN FOR THE LIFE YOU LEAD
2018



LochAnna
kitchens

Welcome to our latest collection

LochAnna kitchens now offer 113 beautiful finishes, allow us to guide you through the different aspects of your kitchen journey. Boasting the perfect blend of quality materials, design features and innovative storage, enjoy visualising your dream kitchen.

Your plan and your kitchen

The experience of choosing your kitchen should be enjoyable, not daunting. This section aims to guide you through all of the elements you need to consider when planning your kitchen.

6 - 21

Kitchen Collections

With so much choice in style, design and colour it can be hard to know where to start. We have carefully grouped our designs into sections to help with the process.

22 - 103

Your finishing touches

Make the kitchen yours by adding your own personal choice of appliances, worktops, sinks, handles and lighting.

104 - 133





Lastra Denim and Dust - shown with Solutions White Oak worktops, open shelving and handle H1017



10 Year Guarantee

For added peace of mind, furniture is covered by our 10 year guarantee against manufacturing defects.

Kitchen Collections

To help with your selection we've grouped each door design into families



Sculptured 50 - 53

Four gloss colours in a smooth clean handleless design for a minimalist look



Euro 54 - 61

Contemporary and chic in five gloss and three matt finishes makes this affordable collection a winner



Puro 62 - 67

A pure ultra high gloss kitchen at its very best in four stunning shades



Washington - NEW 22 - 27

A velvet smooth painted shaker, finished in a choice of six subtle shades



Mala 28 - 33

A painted high gloss superior quality finish in seven stylish colours, the best in Italian manufacturing



Lastra - NEW 68 - 75

Six designer-look kitchens in smooth matt and textured grains



Clarkwell 76 - 83

A versatile solid timber shaker designed in 25 exciting finishes



Georgian 84 - 89

Selection of 25 colours, a charismatic and charming timber kitchen with a beaded frame



Ricco - NEW 46 - 49

A solid timber handleless door in four complementary finishes



Profile 34 - 45

Ultra smooth handleless in five popular matt shades and seven beautiful glosses



Grained 90 - 97

Cross modern and traditional borders with eight beautiful tones in a grained finish, stunning and affordable



Opaco 98 - 101

Subtle and uncluttered contemporary painted effect shaker in three matt finishes



Classic 102 - 103

Timeless and charming shaker style door in a warm vanilla finish



Your kitchen adventure

Choosing the right style of kitchen is only part of the project. Carefully selecting worktops and handles can make a huge difference to your design, not forgetting your choice of functional yet smart appliances, lights and accessories.



Accessories to maximise your space

From corner mechanisms, through to clever drawer storage and even pullout waste bins, so often an afterthought in many kitchens. There are a number of options available, see pages 112-115 for more information

Market leading appliance designs

A key consideration with your appliances is that they work around your lifestyle. Cooking functions are important to the avid chef and all dishwasher, laundry and refrigeration is A rated for reduced energy consumption. Choose from CDA, Matrix or Belling for a combination of functionality, stunning design and exceptional quality standards

See pages 130 -131



Integrated Storage making life easier


Smart labour saving mechanisms offer a great solution



Sinks & Taps 132 - 133

The latest solutions from Carron Phoenix

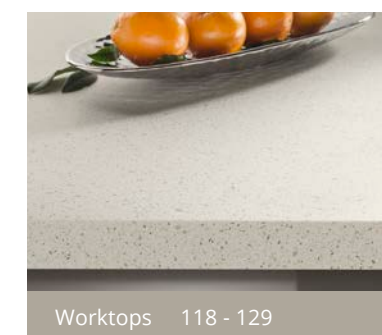
Stunning design meets practicality, exceptional quality and value. Choose from granite, stainless steel or ceramic to embellish your kitchen style



Lighting 116 - 117

Create moods or illuminate work areas

A choice of cool or warm light to suit your kitchen style. Plinth, under or over unit lights provide the finishing touches



Worktops 118 - 129

Practical and creative surfaces

Choose from Artis laminates, maia® or minerva® solid surface solutions, for seamless joints and integrated sinks or 'Solutions' in four beautiful tones




Our kitchen collections... chosen for you

All of our kitchens are carefully selected using our extensive experience of European Kitchen trends. With 113 different on-trend choices you can be sure of finding something that will transform your home and enhance your life for years to come.

Profile Collection



Profile Collection



Ricco Collection



Mala Collection



Puro Collection*



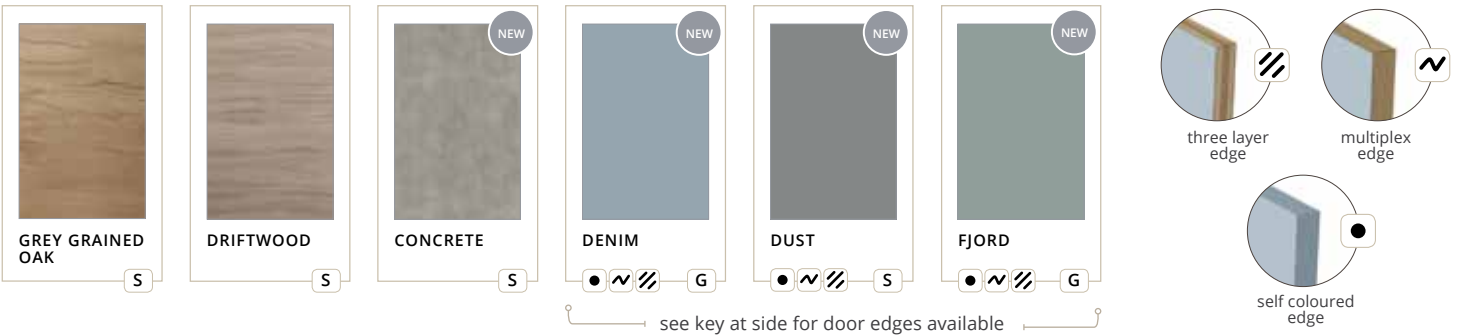
Sculptured Collection*



Euro Collection*




Lastra Collection



Grained Collection



Opaco Collection*




Classic Collection



Made to Measure
— SERVICE —

* To help you create a bespoke finish Made to Measure doors are available in this range.


























Natural Collection - Washington
























SUPPLIED CABINET
COLOUR

- W White
- S Stone Grey
- O Oak
- V Vanilla
- G Grey Linen

Natural Collection - Clarkwell*

 <p>IVORY</p> <p>O</p>	 <p>MUSSEL</p> <p>O</p>	 <p>LIGHT GREY</p> <p>O</p>	 <p>SAGE</p> <p>O</p>	 <p>STONE</p> <p>O</p>
 <p>OAK</p> <p>O</p>	 <p>GRAPHITE</p> <p>O</p>	 <p>BRIGHT WHITE</p> <p>O</p>	 <p>PORCELAIN</p> <p>O</p>	 <p>PEARL</p> <p>O</p>
 <p>CHIFFON</p> <p>O</p>	 <p>CREAM</p> <p>O</p>	 <p>PASTEL BLUE</p> <p>O</p>	 <p>PALE BLUE</p> <p>O</p>	 <p>LATTE</p> <p>O</p>
 <p>CASHMERE</p> <p>O</p>	 <p>SUEDE</p> <p>O</p>	 <p>PEBBLE GREY</p> <p>O</p>	 <p>PALE TEAL</p> <p>O</p>	 <p>CORNFLOWER</p> <p>O</p>
 <p>DUST GREY</p> <p>O</p>	 <p>CINDER</p> <p>O</p>	 <p>COOL GREY</p> <p>O</p>	 <p>SAPPHIRE</p> <p>O</p>	 <p>ATLANTIC</p> <p>O</p>

Natural Collection - Georgian*

 <p>IVORY</p> <p>O</p>	 <p>MUSSEL</p> <p>O</p>	 <p>LIGHT GREY</p> <p>O</p>	 <p>SAGE</p> <p>O</p>	 <p>STONE</p> <p>O</p>
 <p>OAK</p> <p>O</p>	 <p>GRAPHITE</p> <p>O</p>	 <p>BRIGHT WHITE</p> <p>O</p>	 <p>PORCELAIN</p> <p>O</p>	 <p>PEARL</p> <p>O</p>
 <p>CHIFFON</p> <p>O</p>	 <p>CREAM</p> <p>O</p>	 <p>PASTEL BLUE</p> <p>O</p>	 <p>PALE BLUE</p> <p>O</p>	 <p>LATTE</p> <p>O</p>
 <p>CASHMERE</p> <p>O</p>	 <p>SUEDE</p> <p>O</p>	 <p>PEBBLE GREY</p> <p>O</p>	 <p>PALE TEAL</p> <p>O</p>	 <p>CORNFLOWER</p> <p>O</p>
 <p>DUST GREY</p> <p>O</p>	 <p>CINDER</p> <p>O</p>	 <p>COOL GREY</p> <p>O</p>	 <p>SAPPHIRE</p> <p>O</p>	 <p>ATLANTIC</p> <p>O</p>

Crafted, robust cabinets.

The installer's choice, cabinets are engineered using only the finest materials.



REMOVABLE BACK PANEL IN BASE UNITS
A simple yet ideal way to aid installation and service access



Longer lasting cabinets.

Years of knowledge in the industry has helped us to develop a cabinet that will stand up to the demands of any kitchen - and installers love them.



Sturdy soft close drawers in a choice of Excel grey or Slimline Excel Plus graphite. Featuring stylish glass accessories as shown on page 114. Both drawer versions offer an impressive 40kg load bearing capacity.



Colour Choices



Lissa Oak



Stone Grey



White



Vanilla



Grey Linen



PVC EDGED CABINET PANELS
All panels are fully edged to protect against moisture penetration



ADJUSTABLE SERVICE VOID
Offers flexibility when accommodating pipework 45-70mm



CONCEALED HANGING BRACKET
Creates a clean look inside the cabinet & offers a 15mm wiring void



ADJUSTABLE LEGS
Protects against moisture ingress and is an easy way of making the cabinet level



ALL 18MM THICK HIGH DENSITY PANELS IN BASE CABINET
No weak points - extra sturdy



SOFT CLOSE DOORS AS STANDARD
Soft close hinges, in a choice of colours, nickel or titanium (as shown)




MINIMAL HOLES IN SIDE PANELS
For a clean high-end appearance



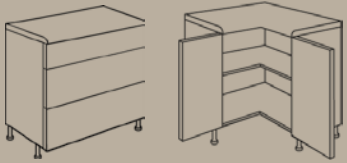
SOFT CLOSE DRAWERS
Solid sides, base and backs for durability & added peace of mind



330MM EXTRA DEEP WALL CABINETS AS STANDARD
Ample storage and can fit a full sized 12 inch dinner plate



Units & Specifications
PAGE 134 - 137





Natural timber effect Solutions working in harmony with Profile Matt Porcelain

Solutions

Finished Kitchen Surfaces & Panels

A range of worktops and accessory panels in three realistic woodgrains & one concrete effect. Offering you a natural contrast to modern door finishes, whether your kitchen choice is matt, gloss, cream, mussel, white or any of the shades of grey, you can include Solutions. Create open shelves and bespoke units that are seen in the most contemporary rooms to produce that finishing touch. See page 30 for more ideas.



Shelving
Use Solutions panels to create practical but fashionable shelving to complement your kitchen. Shelving can be the answer to an unusual sized space or a challenging ceiling pitch



Worktops
Matching the other panels in the Solutions collection, the worktops and breakfast bars have a realistic grain and texture, providing that solid timber or concrete effect without the worry of upkeep



Splashbacks & upstands
An effective and modern alternative to tiles. Simple to install and you'll enjoy the benefit of Solutions for years to come



Solutions Natural Oak



Solutions Tobacco Oak



Solutions White Oak



Solutions Concrete



Open Shelving
A stunning open display adds a richness to a modern Dove Grey kitchen



The ultimate stylish and practical storage, our Larder Tower incorporates Excel Plus Glass drawers with integrated soft close and allows easy access to all your kitchen essentials

DISCOVER THE POSSIBILITIES

Interesting and practical storage solutions can make all the difference in your kitchen. LochAnna's innovative range of storage options are designed to allow you to hide away clutter and create your dream kitchen that works for you every day.



BLIND CORNER LARDER
Maximise space with our new blind corner larder. Compatible with our new Kesseböhmer Le Mans storage for easy access to your essentials



1000mm PANTRY
Provides loads of storage space. The optional glass shelf is the perfect addition if you'd like to use as a practical storage space for your kettle or toaster




CORNER LARDER
Make the most of your space with our corner larder, with a mix of tall storage and shelving

THE ART OF CHOOSING

Get imaginative with your design to create a unique kitchen that reflects your personality and style. Mixing colours and textures creates exciting contrasts that catch the eye and make a statement. All LochAnna studios have samples of our doors, worktops and even hinges that you can put together and see what works for you.

Use your imagination, get creative and have some fun!



Mixing Mala Graphite and Dove Grey lacquered gloss with Solutions Tobacco Oak open shelving and worktop blends colours and textures magnificently. The Copper Fleck worktop working with the Copper Tap and handles complete the look and deliver a stunning kitchen



Go bold with accessories - copper is right on trend at the moment



Lastra Dust Grey accented with multiplex door edging and copper handles. The contrast with the Solutions White Oak worktop works beautifully



The chrome cup handles complement this Washington Porcelain and Dust Grey kitchen. When accented with oak plate racks the finished look is rich and chic



Washington

Dust Grey

Dust Grey bridging units and panels are mixed with Solutions White Oak shelving to create a boot room

Natural Collection

Washington

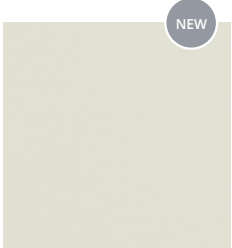
NEW

A velvet smooth painted shaker, finished in a choice of six subtle shades

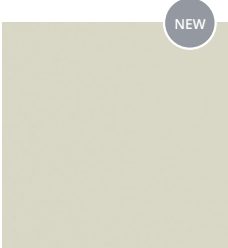
A traditional painted shaker kitchen that delivers understated luxury. Soft and smooth to the touch yet durable and hardy to stand up to everyday life

Accessorising this kitchen with mantle shelves or wine and plate racks creates a traditional room, or include square end posts for a more modern influence


Door finishes



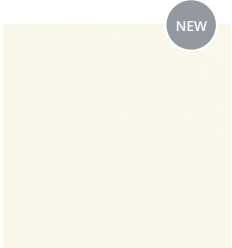
Light Grey




Stone



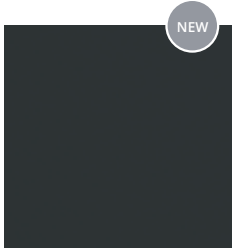
Mussel



Porcelain



Dust Grey



Graphite

Washington Dust Grey, Graphite & Porcelain

A mix of colours creates a stunning contrast in this Washington kitchen. Dressed with minerva® Carrara White worktop and new H1020 cup handles and H1027 knobs



Washington Porcelain & Dust Grey

New Washington Porcelain and Dust Grey, on oak cabinets with mantle shelf - dressed with handles H1020 and H1027



The new LochAnna oak effect drawers on Blum runners



New taller bridging units have been used to create height and additional storage above the larders and wall units, whilst the new blind corner larder makes superb use of space.



Mala Cashmere

Shown with Solutions Tobacco shelving,
minerva® Copper Fleck worktop and
handle H1015

Mala Collection


Italian styling at its very best

Using the finest paints and lacquers, Mala offers a robust ultra high gloss finish in a series of contemporary tones

The latest colours create a crisp appearance, whilst curved units and designer accessories allow for a lavish design

Create a stunning contrasting look by pairing Mala with Solutions shelving

Door finishes



Gloss White



Gloss Cream



Gloss Dove Grey



Gloss Cashmere



Gloss Dust Grey



Gloss Porcelain



Gloss Graphite

Mala
**Gloss Graphite
& Dove Grey**

Dressed with copper accessories, shown with Solutions Tobacco and a stylish antique copper handle (H1015)





Mala Porcelain

Shown in Porcelain Gloss and new linen
grey cabinet with new handle H1015 and
Copper Fleck minerva® worktop



feature

Stunning and practical corner larder -
available in Linen, Oak, Stone Grey &
White cabinets (Linen shown)



Profile
Gloss Dove Grey

Gloss Dove Grey is a popular on trend colour – shown here with a curved island and deep pan drawers. Dressed with 25mm minerva® Grey Crystal

Profile Collection

A contemporary handle-less door representing the very best in Italian styling


Using precision painting and lacquering techniques, the Profile Collection offers a choice of super gloss or silken matt finishes to help you create your dream kitchen

Choose from the latest colours and finishes and enhance your design with curved units and appealing accessories

Door finishes



Gloss White



Gloss Cream




Gloss Dove Grey



Gloss Cashmere




Gloss Dust Grey



Gloss Porcelain




Gloss Graphite



Matt Porcelain




Matt Dove Grey



Matt Mussel



Matt Dust Grey



Matt Graphite

Profile Gloss Cream

Gloss Cream shown with Natural Oak panels
for a contemporary European look





Profile Gloss White


White offers a timeless bright kitchen providing you with a limitless choice when choosing worktops and accessories. Dressed with 25mm minerva® Peak Stone



Corner Posts

feature

external corner post with a matching channel to provide a linear continental touch



Curved Doors

feature

curved door available for base and wall cabinets



Profile
Matt Mussel

Illumination and a mix of materials bring out the charm of this handleless door. Shown here with Grey Grained Oak accents and minerva® Ice Crystal worktops

Profile Matt Dust Grey

Showing the versatility of Dust Grey – this time in a matt finish and dressed here with 42mm maia® Iceberg worktops and upstands



Open Shelving

A stunning open display in Solutions Natural Oak adds a richness to a modern dust grey kitchen, shown with a full height larder door, unique to the Profile Collection



Profile Matt Porcelain

Matt Porcelain is a subtle alternative to gloss, popular with designers and used throughout the most stylish homes. Shown here with our stunning Solutions Natural Oak worktops, splashbacks and shelving – bringing you the best of contemporary European kitchens





Ricco

Mellow Oak

The warm tones of Mellow Oak are offset with Porcelain wall units and minerva® Carrara White worktops.

Ricco Collection

NEW


A solid timber handleless door in four complementary finishes

A unique fusion of two popular door styles, Ricco blends handleless and shaker designs effortlessly to create a distinctive choice for your kitchen


The solid ash frame and beautifully grained veneered centre panel bring a touch of luxury, enhanced by the rich colour palette

Ricco works best when you make it your own – mix two colours, or even pair it with our Profile Collection to create a real statement kitchen


Door finishes




Light Grey



Porcelain



Mellow Oak



Deep Oak



Ricco

Deep Oak

The lighter wall units and larders balance beautifully with the richness of the Deep Oak. Dressed with minerva® Carrara White worktops




Sculptured Collection

Handleless designs, stunning kitchens

The handleless concept continues into the Sculptured Collection, offering you a choice of four gloss finishes from which you can create your practical and stylish kitchen

Door finishes



Gloss Cream



Gloss Cashmere



Gloss White



Gloss Anthracite



Sculptured

Gloss Anthracite

Combining the cutting-edge grey finish and simplistic styling, Sculptured Anthracite makes a vibrant design statement

Sculptured Cashmere

Currently one of the most desirable kitchen colours - Cashmere really delivers on style and design. Shown here with 42mm maia® Cristallo worktops, featuring the stainless steel undermounted sink to complete the perfect look



Euro Collection

Stylish and unassuming, a stunning modern kitchen

With a choice of eight clean modern colours in matt and gloss finishes, the attraction of the Euro Collection speaks for itself. A clean and practical kitchen that is contemporary and easy to live with

Mix shades, add your choice of worktops and splashbacks to build your personalised kitchen

Door finishes



Gloss White



Gloss Cream




Gloss Cashmere



Gloss Dove Grey



Gloss Anthracite



Matt White



Matt Dove Grey



Matt Mussel

Euro

Gloss White

Leading the way, Euro Gloss White is a classic kitchen dressed with optional H264 handles

Euro Gloss Cashmere

Cashmere brings a richness to the Euro Collection. Dressed here with 42mm maia® Black Vulcano, Euro Cashmere is an elegant choice for those looking for a warmer earth tone in their kitchen. Shown with H941 handles and mirrored plinth.



Euro Gloss Dove Grey

Dove Grey attracts customers who are in touch with the current trend for shades of grey. Dove Grey is a light but definitive tone that works well with modern woodgrains, shown with handle H941



Euro Gloss Anthracite

A bold yet classic look created by the captivating shade of dark grey, featuring 42mm maia® Iceberg worktops and H941 chrome handles



Euro Matt Dove Grey

The beautiful and smooth Euro Matt Dove Grey, accentuated by white on the island doors and panels. Shown here with Solutions worktops and splashback. Dressed with handle H264



Euro Matt Mussel

Modern and practical - Matt Mussel combined with the arch ended handle H264 makes this a strong design statement

Puro Collection


With its superior gloss finish, a Puro kitchen is a statement of quality

Available in four fresh colours, the pure high gloss finish makes a spectacular statement in a modern kitchen

Create beautiful lines and symmetry in your kitchen using curved units, wide pan drawers and bi-fold units

To achieve a truly unique design with contrasting textures and colours, pair Puro with our Lastra Collection doors and our Solutions shelving or panelling

Door finishes



Gloss White



Gloss Dove Grey



Gloss Mussel



Gloss Cashmere

Puro

Gloss White

Puro Gloss White - striking simplistic high gloss. Dressed with satin chrome handle H1006



Puro Gloss Cashmere

New Puro Gloss Cashmere - a beautiful super smooth modern high gloss finish. Dressed with satin chrome handle H1004 / H1008 and 25mm minerva® Nimbus Grey worktop



Puro Gloss Mussel

The beautiful gloss doors combined with 25mm minerva® Carrara White worktop creates a premium kitchen to be proud of - dressed with the H1005 handle



Lastra Concrete

Clever use of colours and textures creates a contemporary look that elevates this whole design. Denim panels have been used to create open shelving, whilst Concrete doors and Solutions worktops contrast with Puro Dove Grey plinth. Our new copper H1017 handles provide a stylish finishing touch.

Lastra Collection


Simple styling with bold accents

The Lastra Collection brings together six modern finishes that let you get creative and have some fun with your kitchen design

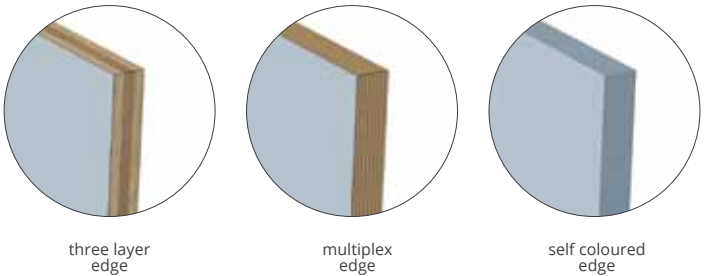
With a mix of on-trend colours, the latest natural textures and a choice of door edging styles, you can customise your design to reflect your personality

If you really want to make a statement, combine with a gloss door from one of our other collections

Door finishes



* Three door edging styles available





Lastra Driftwood

The horizontal grain of Driftwood works perfectly with wide drawers and doors. Dressed with the chrome H933 handle



Lastra Dust Grey, shown with the new multiplex edging and the Excel Plus drawer box – up-to-the-minute styling



Lastra Denim and Concrete Solutions

Denim mixed with Concrete and new handle H1019, creating an open plan coordinated living space

Lastra
Fjord & Grey
Grained Oak

Dressed with handle H1005 and minerva® Ice Crystal, the linen cabinet and new 1000mm pantry produce a dramatic modern kitchen





Lastra

Dust & Denim


Two of the latest colours sit beautifully with Solutions White Oak worktops and shelving – Copper handle H1017 adds a classic finishing touch

Natural Collection Clarkwell NEW

A refined solid timber shaker in a choice of solid oak and 24 painted finishes

The Clarkwell Collection is a much sought after style suited to classic and modern homes. The natural woodgrain comes alive as the finishing process takes place

Choosing from a rich colour palette of blues, greys and greens, you will have a kitchen of distinction



Clarkwell Stone

A luxurious painted door that works well alongside the lighter tones in the range. Dressed with Pewter handles H486/H504, and shown with 25mm minerva® Carrara White



Clarkwell
Graphite & Light Grey

A beautiful and fresh mix of two colours creates a spectacular result. Dressed with 25mm minerva® Carrara White worktops and pewter handles H486/504

Natural Collection
**Clarkwell
Mussel &
Pale Teal**

Create a fresh look by mixing brighter colours and make the kitchen your own. Dressed with 25mm minerva® Carrara White worktop and stainless steel handle H820





Clarkwell Light Grey and Sage



A beautiful and fresh mix of two colours creates a spectacular result. Dressed with 25mm minerva® Carrara White worktops and pewter handles H486/504

Natural Collection Georgian

A solid timber shaker with a subtle beaded detail in a choice of solid oak and 24 painted finishes

The Georgian Collection is very special. Manufactured in the same factory as Clarkwell, the beading detail sets Georgian apart from the crowd

Black, copper or chrome handles will make this kitchen unique – a discerning choice



Georgian Ivory

An impressive solid timber Ivory painted door shown dressed with handle H962



Georgian Natural Oak & Light Grey

A combination of natural and painted finishes creates a beautiful and distinctive kitchen. Dressed with 25mm minerva® White worktop and handle H962



Butlers Pantry, available in Lissa Oak - A classic and practical addition to your Georgian kitchen - available in Grained, Washington and Clarkwell Collections also



Georgian Light Grey – the beaded shaker design with a stunning grain. Dressed with handles H1009/10



Georgian Stone and Ivory

The richness of stone and the natural beauty of ivory produce a charming statement – dressed with 25mm minerva® White worktop and handle H1009/10



Grained Dakar

A subtle rich shade, Dakar is a popular choice. Dressed in this set with 25mm minerva® Black Granite worktop and handle H942

The Grained Collection

Beautiful and practical woodgrain effect shaker kitchens


With eight luxurious earth tone colours and a light oak effect, the Grained Collection is a stunning and attainable alternative to painted timber kitchens. The natural colour palette is designed to work in harmony, so you can mix colours across your kitchen units to reflect your own style

Add richness to your kitchen design with the curved end posts, or use bi-fold units and contemporary handles to achieve a more modern finish

Door finishes




Ivory




Dakar




Mussel




Dove Grey



Stone Grey



Cashmere



Dust Grey



Oak

Grained Dove Grey & Dust Grey

Cool and neutral Dove Grey mixes beautifully with Dust Grey to enhance many room and decor styles. Dressed in this set with 25mm minerva® White worktops and H150 cup handles, H149 knobs





Grained Oak

A natural pale oak shaker, use to accent a painted kitchen or on its own for a light and fresh finish. Shown with handle H942



Grained Mussel


An elegant neutral option, Mussel works on its own or partners another Grained colour perfectly. Shown here with 25mm minerva® Fossil worktops and pewter handle H363



Glass doors

feature

Glass cabinets offer a smart solution for featuring your display items



Curved end posts

feature

Curved end post offers a distinguishing feature



Curved door units

feature

Curved doors available in all colours in The Grained Collection



Grained Cashmere & Stone Grey

The stunning combination of Cashmere and Stone Grey works beautifully - Dressed in this set with chrome handle H933 and 25mm minerva® Ice Crystal worktop

Opaco Collection

A simple and smooth classic shaker-style kitchen

Available in three neutral colours, Opaco offers a matt smooth painted effect shaker. Dress your kitchen traditionally with cup and knob handles, or add a contemporary twist using simple bar handles. Whichever you choose, you've got a timeless kitchen to be enjoyed for years to come

Three colour choices, all offering curved doors and choice of pan drawers


A clean matt shaker with no lines or grooves

A classic, timeless choice

Door finishes



Mussel



White



Dove Grey

Opaco

Mussel

The smooth lines of Opaco with Solutions worktops and upstands and chrome handles H146



Opaco White

Fresh and soft Opaco White. Dressed with 25mm minerva® worktops and handles H1002/149



Opaco Dove Grey

Opaco Dove Grey shown with 25mm minerva® Cocoa Brown – a beautiful blend of earth tone colours. Dressed with handle H146



Classic

Vanilla Shaker

In a subtle shade of cream, Vanilla Shaker will be a classic for years to come. This set is dressed with handle H918

Classic Collection

Timeless beautiful kitchens

A timeless, beautiful kitchen

A clean and simplistic shaker design that looks fabulous in any home

Colour coordinated cabinets complete the look

Can be dressed to look traditional or contemporary

Door finish



Vanilla Shaker

handles

Doors and drawer fronts are not pre-drilled for handles, allowing you to choose alternate designs to those featured in the range photographs.



1. Handle H941
10mm Thick Chromed D-Handle
200mm Long x 30mm High
160mm or 192mm centres

2. Handle H947
25mm Thick Chromed D-Handle
205mm Long x 29mm High
160mm or 192mm centres

3. Handle H1004
Long Satin Front Fix Puro Handle
200mm Long x 10mm High
15mm Projection / 196mm centres

4. Handle H1008
Long Satin Back Fix Puro Handle
200mm Long x 10mm High
15mm Projection

5. Handle H1003
Long Chrome Front Fix Puro Handle
200mm Long x 10mm High
15mm Projection / 196mm centres

6. Handle H1007
Long Chrome Back Fix Puro Handle
200mm Long x 10mm High
15mm Projection

7. Handle H146
20mm Thick Satin Nickel D-Handle
180mm Long x 35mm High
160mm centres

8. Handle H931
23mm Satin Nickel D-Handle
177mm Long x 37mm High
160mm centres

9. Handle H919
25mm Thick Brushed Nickel D-Handle
202mm Long x 32mm High
160mm centres

10. Handle H918
20mm Thick Satin Nickel D-Handle
150mm Long x 28mm High
128mm centres

11. Handle H933
22mm Thick Satin Nickel D-Handle
170mm Long x 30mm High
160mm centres

12. Handle H018
Chrome Sparkle Handle
200mm Long x 25mm High
160mm centres

13. Handle H022
15mm Satin Nickel D-Handle
200mm Long x 28mm High
160mm centres

14. Handle H932
15mm Thick Satin Nickel Strap Handle
206mm Long x 24mm High
192mm centres

15. Handle H003
24mm Thick Satin Nickel D-Handle
152mm Long x 25mm High
128mm centres



16. Handle H222
12mm Thick S/Steel Bar Handle
220mm Long x 30mm High
160mm centres

17. Handle H318
16mm Thick S/Steel Bar Handle
236mm Long x 36mm High
177mm centres

18. Handle H916
16mm Thick S/Steel Bar Handle
336mm Long x 36mm High
277mm centres

19. Handle H951
22mm Tubular Boss Handle Brushed
Nickel 332mm Long x 25mm High
320mm centres

20. Handle H950
22mm Tubular Boss Handle Brushed Nickel
172mm Long x 25mm High
160mm centres

21. Handle H1013
16mm Curved End Handle Chrome
200mm Long x 25mm High
196mm centres

22. Handle H1015
16mm Curved End Handle Copper
200mm Long x 25mm High
196mm centres

23. Handle H1011
16mm Curved End Handle Brushed Nickel
200mm Long x 25mm High
196mm centres

24. Handle H820
16mm Thick Steel Collar Handle
165mm Long x 30mm High
128mm centres



25. Handle H917
16mm Thick S/Steel D-Handle
185mm Long x 38mm High
160mm centres

26. Handle H264
14mm Thick Steel Arch End Handle
200mm Long x 34mm High
160mm centres

27. Handle H5615
23mm Steel Long L Shape Handle
525mm Long x 23mm High
512mm centres

28. Handle H5616
23mm Steel Medium L Shape Handle
268mm Long x 23mm High
256mm centres

29. Handle H5617
23mm Steel Short L Shape Handle
140mm Long x 23mm High
128mm centres

Handles are illustrated in relation to each other. Please see each description for sizes.

30



31



32



33



35



36



34



37



38



40



41



30. Handle H486
32mm Antique Bronze Square Knob
23mm High

31. Handle H944
Matt Nickel Square Knob
50mm Sq. x 22mm High
16mm centres

32. Handle H943
30mm Antique Effect Cup Handle
96mm Long x 20mm High
64mm centres

33. Handle H945
Light Oak Knob
55mm Diameter x 38mm High

34. Handle H150
Chrome Cup Handle
30mm Long x 20mm High
76mm centres

35. Handle H948
Dark Oak Knob
50mm Diameter x 30mm High

36. Handle H1009 -
40mm Pewter Round Knob
23mm High

37. Handle H149
Chrome Knob
25mm Diameter x 30mm High

38. Handle H1010
Long Pewter Cup Handle
146mm Long x 37mm High
96mm Centres | 24mm Projection

39. Handle H1002
Long Chrome Cup Handle
140mm Long x 40mm High
96mm Centres

42



43



45



44



47



48



49



40. Handle H1006
Puro Satin Back Fix Handle
50mm Long x 10mm High
15mm Projection

41. Handle H1005
Puro Chrome Back Fix Handle
50mm Long x 10mm High
15mm Projection

42. Handle H942
26mm Thick Antique Effect D-Handle
140mm Long x 24mm High
96mm centres

43. Handle H920
10mm Thick Antique Handle
Twist D-Handle
210mm Long x 35mm High
160mm centres

44. Handle H504
Antique Bronze Handle
175mm Long x 26mm High
96mm Centres

45. Handle H956
Pewter Effect Xmas Tree Handle
186mm Long x 24mm High
128mm centres

46. Handle H962
Copper Angular Handle
200mm Long x 30mm High
160mm Centres

47. Handle H363
18mm Pewter Effect D-Handle
140mm Long x 28mm High
128mm centres

48. Handle H949
Steel D-Handle Ribbed Handle
170mm Long x 30mm High
160mm centres

49. Handle H004
Steel Twist D-Handle
135mm Long x 36mm High
128mm centres

Handles are illustrated
in relation to each
other. Please see each
description for sizes.



50. Handle H1029
Copper Oval Knob
64mm Long x 35mm High
35mm Projection

51. Handle H1023
Copper Cup Handle
104mm Long x 32mm High
64mm Centres | 23mm Projection

52. Handle H1017
Brushed Copper L Shaped Handle
155mm Long x 10mm High
96mm Centres | 16mm Projection

53. Handle H1018
Stainless Steel D Handle
200mm Long x 17mm High
160mm Centres | 29mm Projection

54. Handle H1019
Black Chrome D Handle
200mm Long x 17mm High
160mm Centres | 29mm Projection

55. Handle H1020
Chrome Cup Handle
130mm Long x 38mm High
64mm Centres | 28mm Projection



56. Handle H1028
Black Satin Square Knob
59mm Long x 43mm High
38mm Projection

57. Handle H1026
Black Satin Round Knob
59mm Long x 43mm High
38mm Projection

58. Handle H1027
Chrome Square Knob
59mm Long x 43mm High
38mm Projection

59. Handle H1025
Chrome Round Knob
59mm Long x 43mm High
38mm Projection

60. Handle H1024
Black Satin Cup Handle
104mm Long x 32mm High
64mm Centres | 23mm Projection

61. Handle H1030
Antique Bronze Cup Handle
95mm Long x 30mm High
64mm Centres | 28mm Projection

62. Handle H1022
Chrome Cup Handle
104mm Long x 32mm High
64mm Centres | 23mm Projection

63. Handle H1029
Antique Bronze Knob
30mm Diameter x 26mm High

Handles are illustrated in relation to each other. Please see each description for sizes.

Space saving storage solutions



Life can be more simple.

Why not add storage options to make access into your cabinets much easier?

Our range of powder coated Kesseböhmer tall and base unit clever storage options save you bending and reaching into those hard-to-access places.

The name Kesseböhmer stands for innovative solutions and a powerful blend of design, function and quality, all backed by a 10 year guarantee.

larder storage



300mm Soft Close Larder Pull Out with Baskets



600mm Soft Close Tandem Larder with Baskets



500 / 600mm Tandem Solo Larder with Baskets



Soft Close 150mm Pull Out Base with Trays



Soft Close 150mm Pull Out with Towel Rail & Tray



Soft Close 300mm Pull Out Base with Baskets

 base unit storage

corner unit storage



Le Mans for 1000mm Corner Larder (4 x Trays), soft close attachments available



Magic Corner for 1000mm Corner Base Unit. LH/RH (RH Shown). Soft close.



Le Mans for 1000mm Corner Base Unit (Supplied in pairs). LH/RH available. Soft close attachments available. Suitable for use underneath a drawer.



¾ Carousel for 950L Corner Base Unit. 700mm Diameter. Supplied in pairs.

excel corner optimiser



1
Universal corner optimiser. Available in 3 sizes, 800mm, 900mm and 1000mm base



2
Extend front baskets



3
Pull front baskets sideways



4
Extend rear baskets - for full access

Storage solutions + accessories!

Drawers make access so much easier, use internal drawers as an effective way to optimise storage. Consider integrated waste bins, usually an afterthought in kitchen planning.



Excel pan drawers



Excel Plus pan drawers with solid graphite sides



Excel Plus larger drawers in 300, 500 and 600mm. Shown with glass sides and front accents. (Must be fitted with 165° hinges)



Oak effect drawers



Excel standard internal drawer 300-1000mm



Excel larger drawers available in 300, 500 and 600mm (Must be fitted with 165° hinges)



Excel pan drawer glass sides



Excel pan drawer with optional grey metal sides



Excel pan drawer dividers (500, 600, 800, 900 and 1000mm) for glass sided pan drawers



Excel drawer cross & lateral dividers (600, 800, 900 and 1000mm)



Cutlery tray available in 400mm to 1000mm widths, dark grey to fit Excel Plus also available



Beech adjustable cutlery tray – available in two sizes to suit drawer widths 400-600mm and 800-1000mm



Soft close Salice nickel hinge



Soft close Salice titanium hinge



Soft close pull out baskets. Available in 500mm & 600mm.



Glass Shelf - 500mm



Telescopic towel rail in aluminium effect



Mirrored Plinth



Eco bin (40L) 1 x 20L, 2 x 10L Suits 400mm base




Eco Bin (68L) 1 x 34L, 2 x 17L Suits 600mm base



Waste bin (10L) suits 400mm base (min)



Eco bin (30L) (1 x 20L, 1 x 10L) suits 300mm base



Sink base liner, available to suit cabinets 500 -1000mm



Drawer anti-slip matting, available in 1m lengths



Breakfast bar leg



Hole cover caps

LED Lighting solutions

One of the first things you'll need to consider when planning your new kitchen is the lighting, as wiring needs to be installed at the start of the project, before plastering, decorating and the fitting itself. It's an integral part of any scheme and this is your perfect opportunity to create the right ambience. Most lights are dimmable and available in either cool or warm white to suit the kitchen style and tone. Your designer will guide you on the extensive range available.



Primo - Flexible Strip Light

Has connection points every 100mm, and can be cut at each of these points. Useful for plinths, inside cabinets or under worktops



VERSO - LED Drawer Light

The ideal solution to illuminate pan drawers. (600/900mm)



SLS Quadra - LED Under Cabinet Light

Boasting an ultra modern design this fitting is great for task lighting in the more contemporary kitchen



Alti - LED Under Cabinet Light

The latest prismatic LED technology, the LEDs are diffused by a frosted cover, making for a more aesthetically pleasing appearance



- Aluminium finish
- Cool white & warm white LED available

Available with sensor



- Stainless Steel finish
- Cool white & warm white LED available

This is just a small selection of lighting solutions available - ask for details

TrioTone™

LED Under Cabinet Light

The new TrioTone™ is designed to give you the perfect light in any kitchen design

warm

natural

cool

Worktops

A varied selection of worksurface materials offer a wide range of solutions to suit your budget and desired finish.



maia®
Acrylic capped core in 15 colours with curved end and sink module options



minerva®
25mm thick solid worksurface offering a number of design ideas in 15 colours with factory finished sink modules



Artis
Quality laminates in a range of finishes and textures, with a choice of thicknesses and over 50 colours



Solutions
Three robust pvc edged realistic woodgrains and a new concrete effect with complementary panels



 **minerva®** Copper Fleck

Shown with Mala Graphite and Old Copper mixer tap to complement the H1015 copper handles.

why choose maia® ?

maia® is a stylish and durable range of solid surface worktops.

Seamless joints and a silky smooth finish make **maia's** designer worksurfaces a luxurious addition to your home. Designed to have the appearance of stone without the high cost and inherent drawbacks, **maia** surfaces are highly heat resistant, impenetrable to dirt, dust and bacteria and easy to clean.

Available in a range of colours to suit every home, **maia** solid surfaces are both functional and beautiful. Feel the difference with **maia**.

colour palette



create the look...



matching curved worksurfaces available to add a designer feel



why not install a maia sink module with drainer grooves & factory finished edges?



end panels complement the curved overhang perfectly

Quality assured

- ✓ Barcol Hardness - EN59
- ✓ Light Fastness - ISO 4892
- ✓ Fungal Resistance - EN ISO 846
- ✓ Food Safety - EN V 1186
- ✓ Bacterial Resistance - EN ISO 846
- ✓ Exposure Dry Heat - EN 438-2.8



maia®
innovation in worksurface technology



minerva® solid acrylic worksurfaces...

Welcome to **minerva**® a new, practical and solid kitchen worksurface manufactured using state-of-the art technology. Delivering a luxurious appearance, cool pleasing touch and robust performance from its solid 25mm thick material, **minerva**® has the advantage of being the same colour throughout. This means that sweeping curves and two tone worktops can be easily created plus Belfast sink fitting is not an issue due to benefits of the product being 100% waterproof.



Imperceptible, seamless, solid joints

Thanks to the solid acrylic core there are no concerns with water ingress. **minerva**® is designed to deliver the best possible aesthetic results. With our renowned jointing strength **minerva**® is rock solid! Nor are any special preparation procedures necessary to achieve beautifully imperceptible, seamless joints.




Factory finished edges ready for fitting

All **minerva**® worksurfaces are supplied ready for installation with smooth factory finishing on exposed edges.



Breakfast bars, splashbacks and upstands, are just some of the added attractions of choosing **minerva**®.

Optional adjustable seam setting device with suction clamps for easier jointing.



Prefabricated sink solutions
Undermounted sink modules with factory applied drainer grooves save time when it comes to preparation and installation.





minerva® colour palette...

There are 15 superb colours to choose from with a number of light options to suit darker kitchen door finishes.

minerva Ice Crystal

minerva White

minerva Fossil

minerva Desert Rock (Veined décor)*

minerva Grey Crystal

minerva Carrara White (Veined décor)*

minerva Amazonia Brown

minerva Cocoa Brown

minerva Sparkling White

minerva Copper Fleck

minerva Peak Stone

minerva Nimbus Grey

minerva Ice Blue

minerva Caramel Crunch

minerva Black Granite

*Each of these worksurfaces are unique, reflecting the natural appeal of marble and stone. Whilst **minerva**® sink modules are made from a solid piece of material, the recessed sections may have a slightly different pattern on some décors due to the spread of the coloured chips.

Routine cleaning

minerva® does not require any specialist cleaning, simply wipe off with a damp cloth and soapy water. The worksurface should then be rinsed with clean water and wiped dry. Persistent marks can be removed by using a mild abrasive cleaner, but harsh scouring powders should be avoided. Unlike marble and granite, **minerva**® is non porous, hygienic and will resist most household chemicals including alcohol.

Heat

minerva® will withstand heat better than many alternative surface materials with boiling water and cooking splashes not being an issue. As with **maia**® however, all hot pot, pans and other heat generating devices should always be placed on a trivet or worktop protector rods.

minerva® is supported by the FIRA Gold Award for product excellence and covered by a 10 year manufacturer's product guarantee.

Minor scratching

As with **maia**®, kitchen utensils and unglazed crockery can sometimes cause scratches that will be more evident on darker colours. Use of a cutting board is essential though minor scratches can easily be removed using the abrasive pad and other items from the care kit.





Laminate worktops

Whatever your chosen kitchen style we have a worktop perfect for you in our smart range of laminate surfaces. LochAnna Solutions, three realistic 38mm woodgrains or new concrete in 28mm will give you a chance to coordinate your worktops, splashbacks and open shelving to complement your kitchen design. Artis worktops, splashbacks and upstands are available in over 50 stunning shades – this means you won't ever be stuck for choice. Your kitchen studio will have samples to help make your decision.

Artis Laminates



Granite

Subtle surface detail highlighted by a soft polished sheen gives the authentic look and feel of natural stone. Available in nine finishes



Snow

With stunning metallic-gloss accents, Snow replicates the finish of polished quartz at a fraction of the cost. Available in six finishes



Burnish

Combining a gently undulating surface with a subtle gloss element, available in 12 finishes, the softly shimmering patina entices the eye and is appealing to the touch




Bohemian ABS 40mm

Available in nine stunning finishes, Bohemian Chrome 40mm is a chic and affordable alternative to glass quartz surfaces



Gloss

Beautiful, chic and hygienic Gloss reflects the ambience of your kitchen surroundings, in three stone effects



Crystal

Available in six finishes, Crystal offers the silky smooth feel of natural stone



Silkwood


Superb print definition and innovative texture capture the classic detail of exotic species. Choose from eight finishes



28mm Solutions Concrete breakfast bar and worktops



Solutions Natural Oak



Solutions Tobacco Oak



Solutions White Oak



Solutions Concrete

Solutions

Finished Kitchen Surfaces & Panels

A range of worktops and accessory panels in three realistic woodgrains & one concrete effect. Offering you a natural contrast to modern door finishes, whether your kitchen choice is matt, gloss, cream, mussel, white or any of the shades of grey, you can include Solutions. Create open shelves and bespoke units that are seen in the most contemporary rooms to produce that finishing touch.



Shelving

Use Solutions panels to create practical but fashionable shelving to complement your kitchen or living area. Shelving can be the answer to an unusual sized space or a challenging ceiling pitch



Splashbacks & upstands

An effective and modern alternative to tiles. Simple to install and you'll enjoy the benefit of Solutions for years to come



Worktops

Matching the other panels in the Solutions Collection the worktops and breakfast bars have a realistic grain, providing that solid timber effect without the worry of upkeep. Look out for the vertical end grain, this definitely creates an authentic timber look



Open Shelving

A stunning open display adds a richness to a modern Dove Grey kitchen



Appliances

Don't forget that we can satisfy all your appliance needs with a choice of Matrix, CDA or Belling brands. CDA are synonymous with design and cutting edge technology, offering a 5 year parts and 2 year labour guarantee. Belling have been bringing clever ideas and quality appliances for over a century and this British brand remains one of the most trusted and well known manufacturers.



Cooking

All your needs are more than covered, from ovens in single, double and range cooking plus a series of hob options in electric and gas, and not forgetting the extractor which is offered in many great styles



Cooling

Refrigeration is offered in fully integrated models in all the built in sizes to suit our kitchens. High efficiency energy class is also a feature to keep the energy bills to a minimum. Wine coolers in several sizes are also available to create a smart focal point



Dishwashing

Once seen as a luxury but now a fundamental part of any kitchen. There are a number of size options and specifications available, with slim-line or full width models and all A rated for energy consumption



Laundry

Washing and drying with a multitude of programmes is important in today's busy kitchen with fully concealed laundry products available from both brands

MATRIX | CDA |



belling



Sinks & Taps

Our stunning range of sinks & taps combine innovative design with ultimate functionality. From traditional charm to cutting edge minimalism, our collection encompasses the very best modern design and materials to help you create a kitchen bursting with beautiful products and superb features.



Granite

Moulded from a mix of 20% resins and 80% granite, these sinks really stand up to the most rigorous of tests, with anti-bacterial agents built in



Stainless Steel

Still today's most popular material in square, rounded, deep or shallow bowl options - there are a number of styles or configurations to choose from



Ceramic

For the traditionalist there are several shapes and sizes with Belfast or over mounted models in the portfolio



Taps

Ultra modern pullout spray taps, traditional swan neck or single lever - the choice is yours with chrome, steel and even black alternatives available

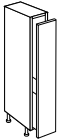


CARRON
PHOENIX

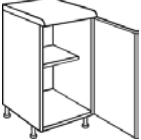


range content

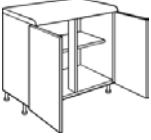
some cabinets are not available in selected ranges, please ask for details



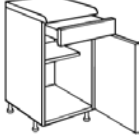
150 / 300 Pull-Out Unit



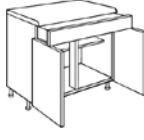
150 / 300 / 400 / 450 / 500 / 600mm Highline Base



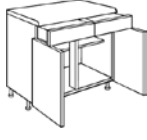
800 / 900 / 1000mm Highline Base



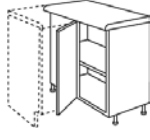
300 / 400 / 500 / 600mm Drawerline Base



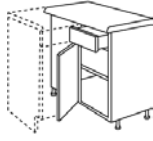
800 / 900 / 1000mm Single Drawer / 2 door



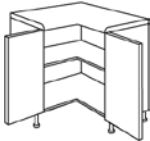
800 / 1000mm Drawerline Base




800 / 900 / 1000mm Highline Corner Base




800 / 1000mm Drawerline Corner Base



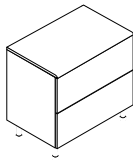
950mm L Corner Base




400 / 500mm 4 Drawer Base (range dependent)



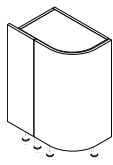
500 / 600 / 800 / 900 / 1000mm 3 Pan Drawer Base




600 / 800 / 900 / 1000mm 2 Pan Drawer Base (selected ranges only)



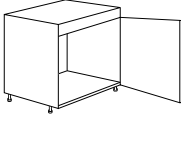
335mm Angled Base Unit



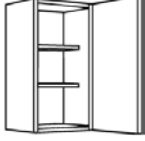
Curved Base Unit 720 x 300 x 570mm (selected ranges only)



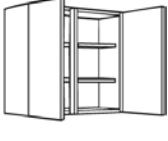
600mm Built Under Oven Housing with/without drawer



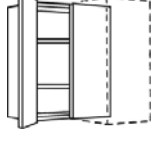
600/900mm Belfast Sink Base (Requires customisation)




300 / 400 / 450 500 / 600mm Wall



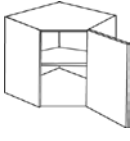
800 / 900 / 1000mm Wall




Standard 600/900mm Corner Wall




650mm L Corner Wall




650mm Diagonal Wall




600 / 800 / 900 / 1000mm Bi-Fold Unit (selected ranges only)



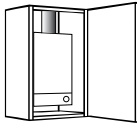
600 / 800 / 900 / 1000mm Bridging Unit 288/360 high (range dependent)



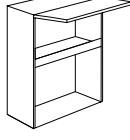
500mm Glass Dresser Unit (selected ranges only)



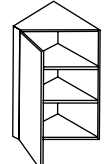
500mm Glass Wall Unit (selected ranges only)



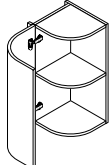
600 boiler housing




600mm Wall Microwave Unit (requires fascia trimming on site)



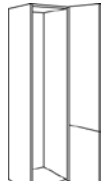
335mm Angled Wall Unit



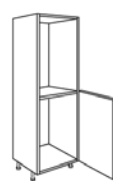
Curved Wall Unit 300 x 320mm (selected ranges only)




50/50 Fridge Freezer Unit




70/30 Fridge Freezer Unit



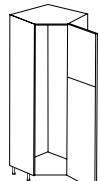
600mm Single Oven Midi Housing Unit




600mm Double Oven Midi Housing Unit




600mm Fridge Midi Housing Unit



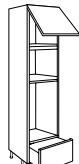
1016mm Diagonal corner larder



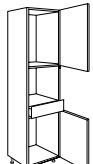
900mm Oven Housing Unit



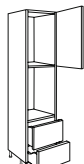
900mm Oven Housing Unit with Drawers



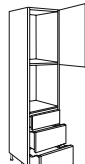
900mm Oven + Micro Housing Unit with drawer



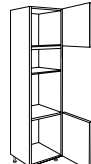
600mm Oven Housing 1 Drawer



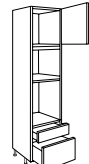
600mm Oven Housing Unit 2 Drawer



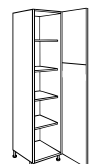
600mm Oven Housing Unit 3 Drawer



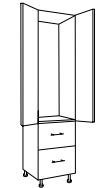
600mm Oven/Micro Housing Unit



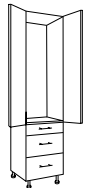
600mm Oven/Micro Housing Unit with 2 drawer




300 / 500 / 600mm Larder Unit




600 larder with 2 doors / 2 drawers




600 larder with 2 doors / 3 drawers



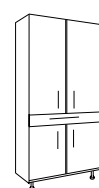
600 larder with 1 door / 2 drawers



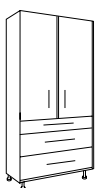
600 larder with 1 door / 3 drawers



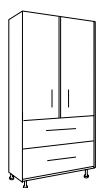
1000 larder with 4 doors




1000 larder with 4 doors / wide drawer



1000 larder with 2 doors / 3 drawers



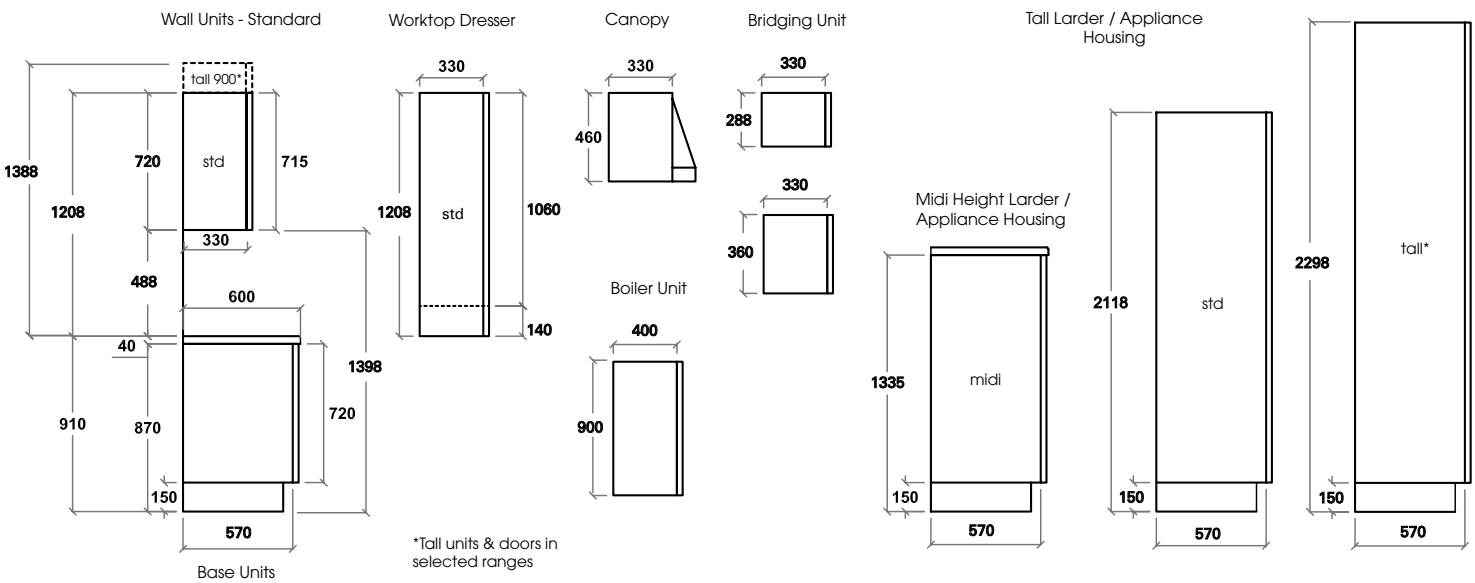
1000 larder with 2 doors / 2 drawers



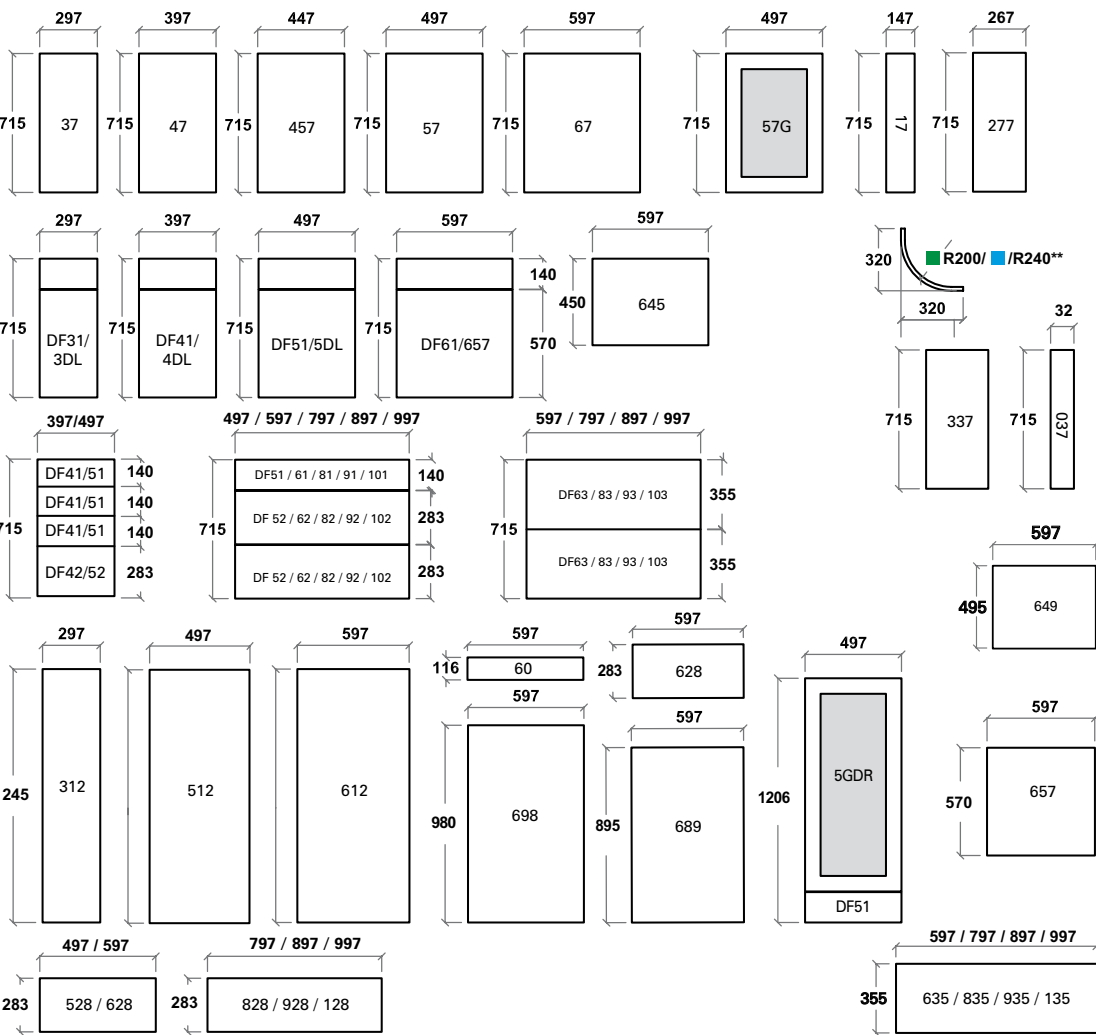
1000mm corner larder 500 / 600 door

technical specifications

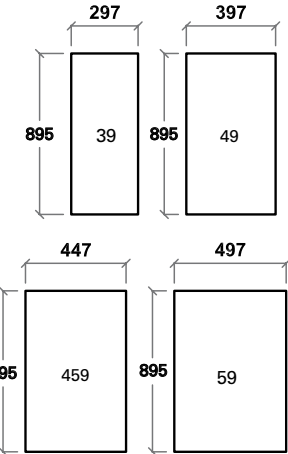
end elevations all measurements are shown in millimetres and are nominal sizes.



Fascia dimensions and codes



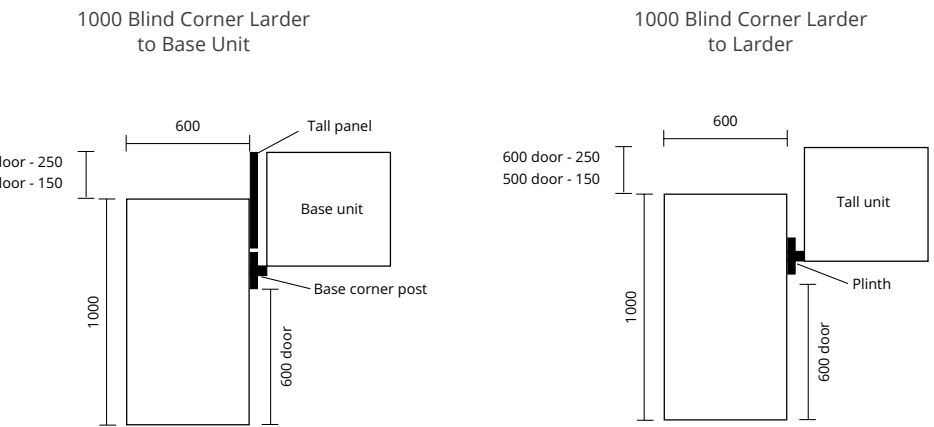
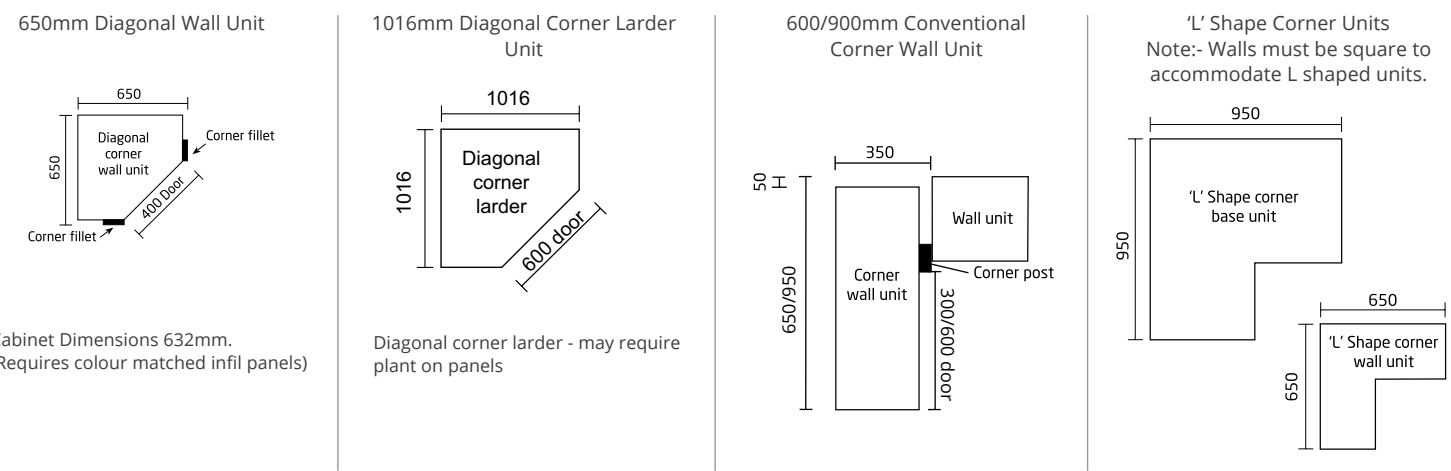
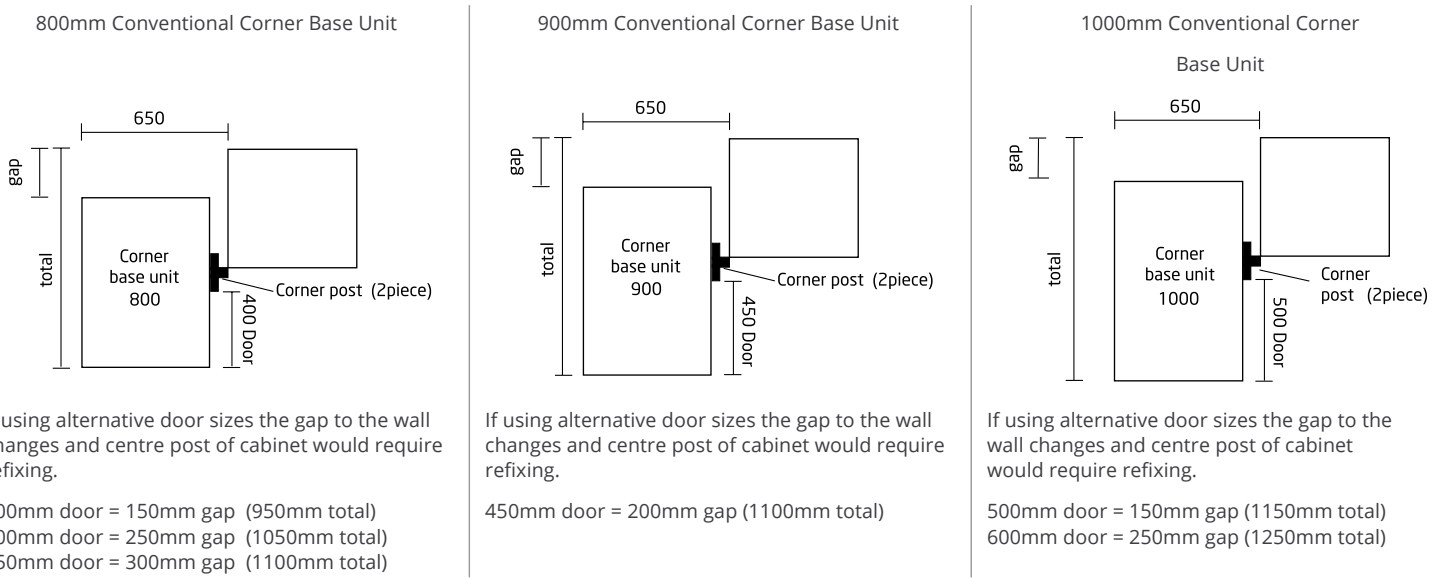
Tall doors in selected ranges.



All measurements are shown in millimetres. 37, 57 etc are generic door codes. Not all fascias available in every range.

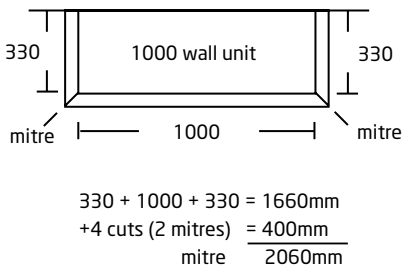
- euro, opaco, puro & sculptured gloss
- shaker grained, profile, mala & natural collection (washington, clarkwell & georgian)

corner information



When installing a 1000 blind corner larder adjoining (90 degrees to) a base unit please order a tall plant on panel to blank off/ fill the space between the opening door and wall. You will also need to order or fabricate a base corner post for under the worktop.

When installing a 1000 blind corner larder adjoining (90 degrees to) another tall/ larder unit a plinth will be included to make a suitable corner post.



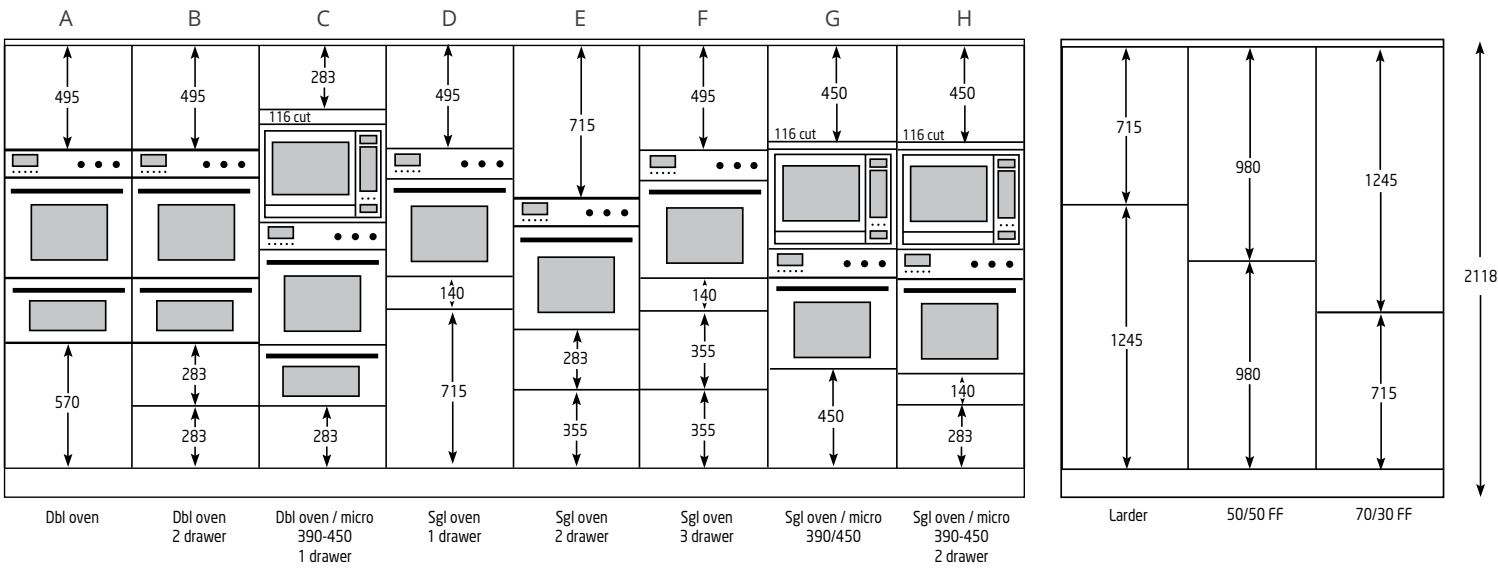
Cornice & Light Pelmet

To calculate correct amounts of Cornice and Light Pelmet measure the distance along the front of all the wall units, plus the returns where necessary.

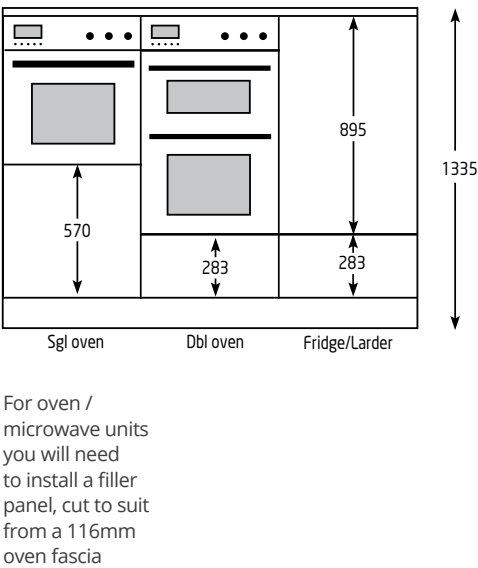
Also, when ordering Cornice and Light Pelmet add 100mm per cut where a joint is necessary.

Note: 2 cuts make 1 mitre (see example)

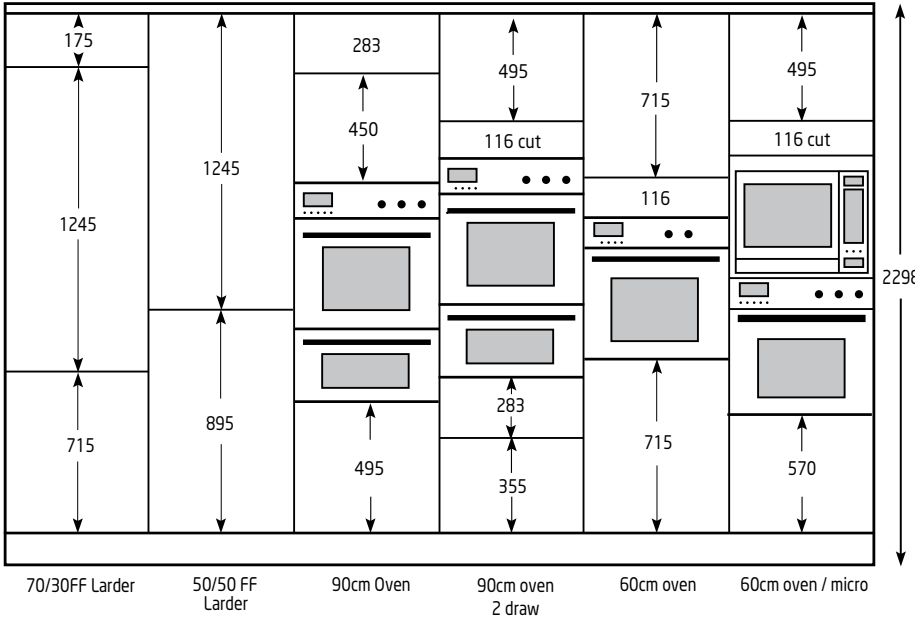
Standard appliance housing / Larder / Fridge Freezer (FF) configurations



Midi appliance housings



Tall appliance housings / Larder / Fridge Freezer (FF) configurations

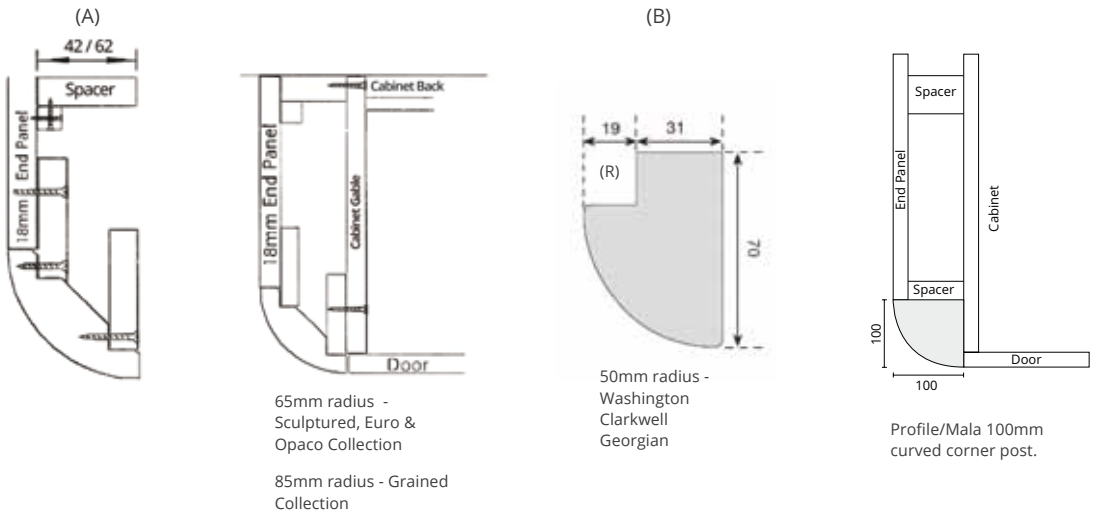


Curved end posts

(A) Allow an extra 65-100mm (dependent on range) for planting on curved end post. Fix end panel using 18mm packers first, then align to edge of door. Ensure 18mm packer closest to front of cabinet is from door matching material for base/tall posts.

This will ensure co-ordinated finish at plinth level.

(B) For the 50mm post in the Natural Collection, fit flush to door and insert a colour matched panel in the rebate (R), packing at back of the unit with a 31mm spacer.



In the interests of continuing design development and product improvement we reserve the right to change colours, designs and specifications or method of manufacture. Such changes may be made without prior notice and without incurring any obligation. All units are manufactured to within normal tolerances. Natural wood is used in some of the kitchens. As wood is a natural living material with an endless variety of grains and textures, some natural colour and grain variation evident on installation will diminish dramatically over a few months as the wood is exposed to light. The expression "solid wood" refers to door and drawer fronts only. Indications of colourways throughout this brochure are as accurate as the printing process will allow. E&OE, January 2018.



LochAnna
— kitchens —

Proud to be Built in Great Britain

Here at LochAnna we go above and beyond to make sure that all of our kitchen ranges are innovative, flexible in design and provide choice for every customer taste, style and trend

Having over 300 years worth of industry experience between us at LochAnna helps. We know that a kitchen not only has to look great, it also has to work well and last. We believe that we have covered everything - choice, flexibility and quality guarantees on every range

Our products, developed by us and our partners are amongst the best in the world with awards for production and quality



The kitchen has a lot to live up to...

...a space to entertain, a place where meals are cooked or a point where busy families gather.

With 113 superb ranges and a wide range of accessories to choose from, we can help create the kitchen you need for your life.

W E L C O M E T O

LochAnna
— kitchens —

