

# LochAnna

—— kitchens ——

B E A U T Y   A N D   S P A C E

C R E A T I N G   A   K I T C H E N   F O R   T H E   L I F E   Y O U   L E A D



LochAnna  
kitchens

## Welcome to our latest collection

LochAnna kitchens now offer 179 beautiful finishes, allow us to guide you through the different aspects of your kitchen journey. Boasting the perfect blend of quality materials, design features and innovative storage, enjoy visualising your dream kitchen.

## Your plan and your kitchen

The experience of choosing your kitchen should be enjoyable, not daunting. This section aims to guide you through all of the elements you need to consider when planning your kitchen.

6 - 21

## Kitchen Collections

With so much choice in style, design and colour it can be hard to know where to start. We have carefully grouped our designs into sections to help with the process.

22 - 101

## Your finishing touches

Make the kitchen yours by adding your own personal choice of appliances, worktops, sinks, handles and lighting.

104 - 127







Durham Warm Earth and Pearl, shown with antique bronze H1030 cup and H1031 knob handles.





**10 Year  
Guarantee**

For added peace of mind, furniture is covered by our 10 year guarantee against manufacturing defects.

# Kitchen Collections

To help with your selection we've grouped each door design into families



**Durham - NEW**

A luxurious solid timber true in-frame door, available in 30 painted colours

22 - 29



**Washington**

A velvet smooth painted shaker, available in a choice of 30 exciting finishes

30 - 35



**Mala**

The best in Italian manufacturing – a superior quality painted door available in seven gloss and eight matt finishes

36 - 41



**Profile**

Ultra smooth handleless in five popular matt shades and seven beautiful glosses

42 - 53



**Ricco**

A solid timber handleless door in four complementary finishes

54 - 57



**Euro**

Contemporary and chic in two gloss and two matt finishes makes this affordable collection a winner

58 - 61



**Puro**

A pure ultra high gloss kitchen at its very best in four stunning shades

62 - 67



**Lastra**

Six designer-look kitchens in smooth matt and textured grains

68 - 75



**Clarkwell**

A versatile solid timber shaker door designed in 31 exciting finishes

76 - 81



**Georgian**

In a selection of 31 colours, a charismatic and charming timber kitchen with a beaded frame

82 - 89



**Grained**

Cross modern and traditional borders with nine beautiful tones in a grained finish, stunning and affordable

90 - 97



**Opaco**

Subtle and uncluttered contemporary painted effect shaker in three matt finishes

98 - 101





# Your kitchen adventure

Choosing the right style of kitchen is only part of the project. Carefully selecting worktops and handles can make a huge difference to your design, not forgetting your choice of functional yet smart appliances, lights and accessories.



**Accessories to maximise your space**

From corner mechanisms, through to clever drawer storage and even pullout waste bins, so often an afterthought in many kitchens. There are a number of options available, see pages 110-115 for more information




  
**Integrated Storage making life easier**

Smart labour saving mechanisms offer a great solution

## Market leading appliance designs

A key consideration with your appliances is that they work around your lifestyle. Cooking functions are important to the avid chef and all dishwasher, laundry and refrigeration is A rated for reduced energy consumption. Choose from Neff, CDA or Matrix for a combination of functionality, stunning design and exceptional quality standards

See pages 124 -125



Sinks & Taps 126 - 127

## The latest solutions from Carron Phoenix


Stunning design meets practicality, exceptional quality and value. Choose from granite, stainless steel or ceramic to embellish your kitchen style



Lighting 116 - 117

## Create moods or illuminate work areas

A choice of cool or warm light to suit your kitchen style. Plinth, under or over unit lights provide the finishing touches



Worktops 118 - 123

## Practical and creative surfaces

Choose from minerva® and maia® solid surface solutions, for seamless joints and integrated sinks or 'Solutions' in four beautiful tones



# Our kitchen collections...chosen for you

All of our kitchens are carefully selected using our extensive experience of European Kitchen trends. With 179 different on-trend choices you can be sure of finding something that will transform your home and enhance your life for years to come.

## Profile Gloss Collection



## Profile Matt Collection



## Ricco Collection



## Mala Gloss Collection




## Mala Matt Collection NEW



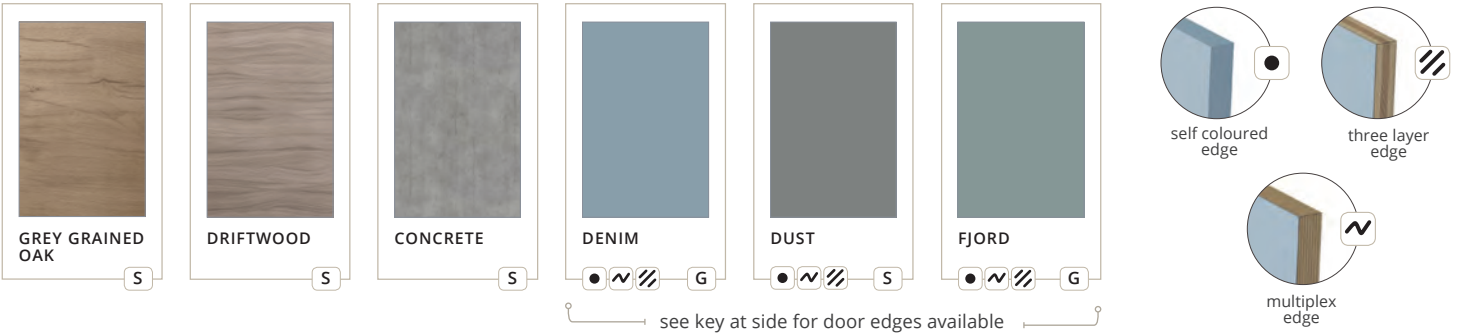
## Puro Collection\*



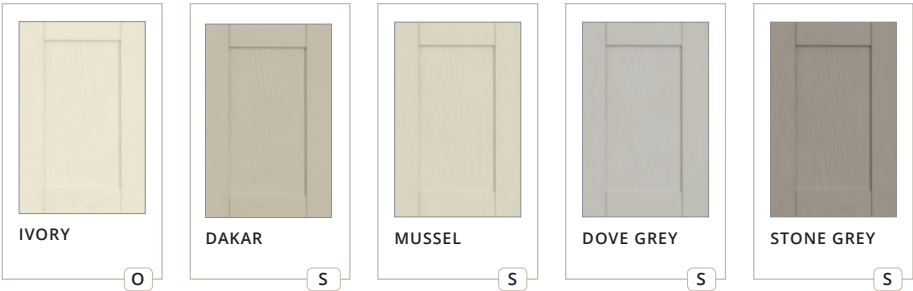
## Euro Collection\*



## Lastra Collection



## Grained Collection




## Grained Collection



\* To help you create a bespoke finish Made to Measure doors are available in this range.

## Opaco Collection\*



### SUPPLIED CABINET COLOUR

- W** White
- S** Stone Grey
- O** Oak
- G** Grey Linen





Washington Collection



Clarkwell Collection



Georgian Collection



Durham Collection



Washington

A velvet smooth painted shaker



Clarkwell\*

A solid timber oak or ash painted shaker



Georgian\*

A solid timber oak or ash painted door with a beaded frame



Durham

A luxurious solid timber in-frame with beaded detailing on the inner door

Paint colours available



Note: As timber doors are made from a natural, living material, some grain and colour variation can be expected within products. Timber is also susceptible to expansion and shrinkage depending on the environment in which it is installed. This potential natural movement of the timber can cause any layer of paint, lacquer, varnish etc. that has been applied to move with it and may result in panel shrinkage and hairline cracks along the joints of the door. All of this is normal and is considered to be a positive feature, adding an authentic look and feel to the kitchen.

Made to Measure  
—SERVICE—

\* To help you create a bespoke finish Made to Measure doors are available in this range.



# Crafted, robust cabinets.

The installer's choice, cabinets are engineered using only the finest materials.



**REMOVABLE BACK PANEL IN BASE UNITS**  
A simple yet ideal way to aid installation and service access



**Longer lasting cabinets.**

Years of knowledge in the industry has helped us to develop a cabinet that will stand up to the demands of any kitchen - and installers love them.



Sturdy soft close drawers in a choice of Excel grey, Slimline Excel Plus graphite or solid oak dovetail. Featuring stylish glass accessories as shown on page 112. Both Excel drawer versions offer an impressive 40kg load bearing capacity, with 30kg on the oak drawer.



KITCHEN 10 YEAR GUARANTEE



SOFT CLOSE AS STANDARD



BUILT IN BRITAIN

## Colour Choices



Lissa Oak      Stone Grey      White      Grey Linen



**PVC EDGED CABINET PANELS**  
All panels are fully edged to protect against moisture penetration



**ADJUSTABLE SERVICE VOID**  
Offers flexibility when accommodating pipework 45-70mm



**CONCEALED HANGING BRACKET**  
Creates a clean look inside the cabinet & offers a 15mm wiring void



**ADJUSTABLE LEGS**  
Protects against moisture ingress and is an easy way of making the cabinet level



**ALL 18MM THICK HIGH DENSITY PANELS IN BASE CABINET**  
No weak points - extra sturdy



**SOFT CLOSE DOORS AS STANDARD**  
Soft close hinges, in a choice of colours, nickel or titanium (as shown)



**MINIMAL HOLES IN SIDE PANELS**  
For a clean high-end appearance



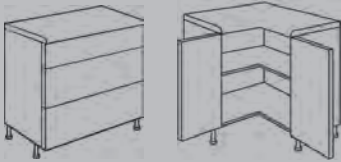
**SOFT CLOSE DRAWERS**  
Solid sides, base and backs for durability & added peace of mind



**330MM EXTRA DEEP WALL CABINETS AS STANDARD**  
Ample storage and can fit a full sized 12 inch dinner plate



Units & Specifications  
PAGE 128 - 133







Natural timber effect Solutions working in harmony with Profile Matt Porcelain

# Solutions

## Finished Kitchen Surfaces & Panels

A range of worktops and accessory panels in three realistic woodgrains & one concrete effect. Offering you a natural contrast to modern door finishes, whether your kitchen choice is matt, gloss, cream, mussel, white or any of the shades of grey, you can include Solutions. Create open shelves and bespoke units that are seen in the most contemporary rooms to produce that finishing touch.



**Shelving**  
Use Solutions panels to create practical but fashionable shelving to complement your kitchen. Shelving can be the answer to an unusual sized space or a challenging ceiling pitch



**Worktops**  
Matching the other panels in the Solutions collection, the worktops and breakfast bars have a realistic grain and texture, providing that solid timber or concrete effect without the worry of upkeep



**Splashbacks & upstands**  
An effective and modern alternative to tiles. Simple to install and you'll enjoy the benefit of Solutions for years to come




*Solutions Natural Oak*



*Solutions Tobacco Oak*



*Solutions White Oak*



*Solutions Concrete*



**Open Shelving**  
A stunning open display adds a richness to a modern Dove Grey kitchen



# DISCOVER THE POSSIBILITIES

Interesting and practical storage solutions can make all the difference in your kitchen. LochAnna's innovative range of storage options are designed to allow you to hide away clutter and create your dream kitchen that works for you every day.



The ultimate stylish and practical storage, our Larder Tower incorporates Excel Plus Glass drawers with integrated soft close and allows easy access to all your kitchen essentials



**BLIND CORNER LARDER**  
Maximise space with our new blind corner larder. Compatible with our new Kesseböhmer Le Mans storage for easy access to your essentials



**POCKET DOOR LARDER UNIT**  
Innovative hideaway pocket doors offer a practical space saving solution for larders. Soft close as standard – available in 600mm widths, in our Mala and Profile Collections. The unit comes with shelves as standard, but can be customised by adding internal drawers as we've shown here




**CORNER LARDER**  
Make the most of your space with our corner larder, with a mix of tall storage and shelving



# THE ART OF CHOOSING

Get imaginative with your design to create a unique kitchen that reflects your personality and style. Mixing colours and textures creates exciting contrasts that catch the eye and make a statement. All LochAnna studios have samples of our doors, worktops and even hinges that you can put together and see what works for you.

Use your imagination, get creative and have some fun!



Mixing Mala Graphite and Dove Grey lacquered gloss with Solutions Tobacco Oak open shelving and worktop blends colours and textures magnificently. The minerva® Copper Fleck worktop working with the Copper Tap and handles complete the look and deliver a stunning kitchen



Go bold with accessories - copper is right on trend at the moment



Lastra Dust Grey accented with multiplex door edging and copper handles. The contrast with the Solutions White Oak worktop works beautifully



The chrome cup handles complement this Washington Porcelain and Dust Grey kitchen. When accented with oak plate racks the finished look is rich and chic





# Durham Sapphire

The Durham 1000mm wide bi-fold dresser with cornice and under cornice for a dramatic look

## Durham Collection NEW

A true in-frame door, Durham brings a touch of luxury to the kitchen. This Italian made, solid timber door and frame with beautiful beading detailing on the inner door takes the traditional kitchen look to a new level.

The finishing touches in Durham will make all the difference. The canopy is a lovely, ornate housing for an extractor, whilst the bi-fold dresser unit brings a touch of opulence. Add to that the stunning colour palette of 30 finishes and you can create a timeless, bespoke kitchen design to enjoy for years to come.

### Door finishes

Ivory	Mussel	Light Grey	Sage	Stone	Graphite
Bright White	Porcelain	Pearl	Chiffon	Pastel Blue	Pale Blue
Latte	Cashmere	Pebble Grey	Pale Teal	Dust Grey	Cinder
Cool Grey	Sapphire	Atlantic	Breeze	Damson	Lavender
Thicket	Meadow	Aegean	Warm Earth	Desert Pink	Soft Black





Durham  
Light Grey, Cool Grey  
& Desert Pink

A functional and comfortable space for the family to gather, we've created bench seating with tongue and groove panelling and completed the look with skirting plinth and cornice with under cornice for extra height. Dressed with H1030/H1031 handles



Durham  
Soft Black

Solid oak dovetail drawers bring a touch of luxury and elevate the kitchen. Furnish with our bespoke solid oak cutlery inserts







Durham  
**Warm Earth & Pearl**

A dramatic and classy look has been created with extra tall oven housings and wall units, topped off with beautifully sculptured cornice, given extra height with under cornice. Featuring antique bronze effect H1030/H1031 handles





# Washington

## Dust Grey

Dust Grey bridging units and panels are mixed with Solutions White Oak shelving to create a boot room

# Washington Collection

A velvet smooth painted shaker, finished in a choice of 30 beautiful colours

A traditional painted shaker kitchen that delivers understated luxury. Soft and smooth to the touch yet durable and hardy to stand up to everyday life

Accessorising this kitchen with mantle shelves or wine and plate racks creates a traditional room, or include square end posts for a more modern influence

### Door finishes

Ivory	Mussel	Light Grey	Sage	Stone	Graphite
Bright White	Porcelain	Pearl	Chiffon	Pastel Blue	Pale Blue
Latte	Cashmere	Pebble Grey	Pale Teal	Dust Grey	Cinder
Cool Grey	Sapphire	Atlantic	Breeze	Damson	Lavender
Thicket	Meadow	Aegean	Warm Earth	Desert Pink	Soft Black



# Washington

## Dust Grey, Graphite & Porcelain

A mix of colours creates a stunning contrast in this Washington kitchen. Dressed with minerva® Carrara White worktop and new H1020 cup handles and H1027 knobs





# Washington Porcelain & Dust Grey

New Washington Porcelain and Dust Grey, on oak cabinets with mantle shelf - dressed with handles H1020 and H1027



New taller bridging units have been used to create height and additional storage above the larders and wall units, whilst the new blind corner larder makes superb use of space.







# Mala Cashmere

Shown with Solutions Tobacco shelving,  
minerva® Copper Fleck worktop and  
handle H1015

## Mala Collection

Italian styling at its very best

Using the finest paints and lacquers, Mala offers a robust ultra high gloss or matt finish in a series of contemporary tones

The latest colours create a crisp appearance, whilst curved units and designer accessories allow for a lavish design

Create a stunning contrasting look by pairing Mala with Solutions shelving

### Door finishes

			
Gloss White	Gloss Cream	Gloss Dove Grey	Gloss Cashmere
			
Gloss Dust Grey	Gloss Porcelain	Gloss Graphite	Matt White
			
Matt Porcelain	Matt Dove Grey	Matt Cashmere	Matt Dust Grey
			
Matt Platinum Grey	Matt Graphite	Matt Indigo Blue	



Mala  
Gloss Graphite  
& Dove Grey

Dressed with copper accessories, shown with Solutions Tobacco and a stylish antique copper handle (H1015)







**feature**  
Stunning and practical corner larder - available in Linen, Oak, Stone Grey & White cabinets (Linen shown)



**feature**  
Innovative hideaway pocket doors offer a practical space saving solution for larders. Soft close as standard – available in 600mm widths, in our Mala and Profile Collections. The unit comes with shelves as standard, but can be customised by adding internal drawers as we've shown here





Profile  
**Gloss Dove Grey**

Gloss Dove Grey is a popular on trend colour – shown here with a curved island and deep pan drawers. Dressed with 25mm minerva® Grey Crystal worktop

# Profile Collection

A contemporary handleless door representing the very best in Italian styling


Using precision painting and lacquering techniques, the Profile Collection offers a choice of super gloss or silken matt finishes to help you create your dream kitchen

Choose from the latest colours and finishes and enhance your design with curved units and appealing accessories


Door finishes



Gloss White



Gloss Cream




Gloss Dove Grey




Gloss Cashmere




Gloss Dust Grey



Gloss Porcelain




Gloss Graphite




Matt Porcelain




Matt Dove Grey



Matt Mussel



Matt Dust Grey



Matt Graphite



# Profile Gloss Cream

Gloss Cream shown with Natural Oak panels  
for a contemporary European look








## Profile Gloss White


White offers a timeless bright kitchen providing you with a limitless choice when choosing worktops and accessories. Dressed with 25mm minerva® Peak Stone worktop



Corner Posts

### feature

External corner post with a matching channel to provide a linear continental touch



Curved Doors

### feature

Curved door available for base and wall cabinets





Profile  
**Matt Mussel**

Illumination and a mix of materials bring out the charm of this handleless door. Shown here with Grey Grained Oak accents and minerva® Ice Crystal worktops



Profile  
Matt Dust Grey

Showing the versatility of Dust Grey – this time in a matt finish and dressed here with 42mm maia® Iceberg worktops and upstands



**Open Shelving**  
A stunning open display in Solutions Natural Oak adds a richness to a modern dust grey kitchen, shown with a full height larder door, unique to the Profile Collection





# Profile Matt Porcelain

Matt Porcelain is a subtle alternative to gloss, popular with designers and used throughout the most stylish homes. Shown here with our stunning Solutions Natural Oak worktops, splashbacks and shelving – bringing you the best of contemporary European kitchens







# Ricco

## Mellow Oak

The warm tones of Mellow Oak are offset with Porcelain wall units and minerva® Carrara White worktops.

## Ricco Collection

A solid timber handleless door in four complementary finishes

A unique fusion of two popular door styles, Ricco blends handleless and shaker designs effortlessly to create a distinctive choice for your kitchen

The solid ash frame and beautifully grained veneered centre panel bring a touch of luxury, enhanced by the rich colour palette

Ricco works best when you make it your own – mix two colours, or even pair it with our Profile Collection to create a real statement kitchen

### Door finishes




Light Grey



Porcelain



Mellow Oak



Deep Oak





# Ricco

## Deep Oak

The lighter wall units and larders balance beautifully with the richness of the Deep Oak. Dressed with minerva® Carrara White worktops






## Euro Collection

Stylish and unassuming, a stunning modern kitchen

With a choice of four clean modern colours in matt and gloss finishes, the attraction of the Euro Collection speaks for itself. A clean and practical kitchen that is contemporary and easy to live with

Mix shades, add your choice of worktops and splashbacks to build your personalised kitchen

### Door finishes



*Gloss White*



*Gloss Cashmere*



*Matt Dove Grey*



*Matt Mussel*

# Euro

## Gloss White

Leading the way, Euro Gloss White is a classic kitchen dressed with optional H264 handles





## Euro Gloss Cashmere

Cashmere brings a richness to the Euro Collection. Dressed here with 42mm maia® Black Vulcano, Euro Cashmere is an elegant choice for those looking for a warmer earth tone in their kitchen. Shown with H941 handles and mirrored plinth.



## Euro Matt Mussel

Modern and practical - Matt Mussel combined with the arch ended handle H264 makes this a strong design statement



## Euro Matt Dove Grey

The beautiful and smooth Euro Matt Dove Grey, accentuated by white on the island doors and panels. Shown here with Solutions worktops and splashback. Dressed with handle H264



## Puro Collection


With its superior gloss finish, a Puro kitchen is a statement of quality

Available in four fresh colours, the pure high gloss finish makes a spectacular statement in a modern kitchen

Create beautiful lines and symmetry in your kitchen using curved units, wide pan drawers and bi-fold units

To achieve a truly unique design with contrasting textures and colours, pair Puro with our Lastra Collection doors and our Solutions shelving or panelling

### Door finishes



*Gloss White*



*Gloss Dove Grey*



*Gloss Mussel*



*Gloss Cashmere*

# Puro Gloss White

Puro Gloss White - striking simplistic high gloss. Dressed with satin chrome handle H1006





## Puro Gloss Cashmere

New Puro Gloss Cashmere - a beautiful super smooth modern high gloss finish. Dressed with satin chrome handle H1004 / H1008 and 25mm minerva® Nimbus Grey worktop





# Puro Gloss Mussel

The beautiful gloss doors combined with 25mm minerva® Carrara White worktop creates a premium kitchen to be proud of - dressed with the H1005 handle





# Lastra Concrete

Clever use of colours and textures creates a contemporary look that elevates this whole design. Denim panels have been used to create open shelving, whilst Concrete doors and Solutions worktops contrast with Puro Dove Grey plinth. Our new copper H1017 handles provide a stylish finishing touch.

## Lastra Collection

Simple styling with bold accents

The Lastra Collection brings together six modern finishes that let you get creative and have some fun with your kitchen design

With a mix of on-trend colours, the latest natural textures and a choice of door edging styles, you can customise your design to reflect your personality

If you really want to make a statement, combine with a gloss door from one of our other collections

### Door finishes



Grey Grained Oak



Driftwood



Concrete



Denim\*




Dust\*



Ford\*


\* Three door edging styles available



self coloured edge



three layer edge



multiplex edge





## Lastra Driftwood

The horizontal grain of Driftwood works perfectly with wide drawers and doors. Dressed with the chrome H933 handle



Lastra Dust Grey, shown with the new multiplex edging and the Excel Plus drawer box – up-to-the-minute styling



## Lastra Denim & Concrete Solutions

Denim mixed with Concrete and new handle H1019 creating an open plan coordinated living space



Lastra  
Fjord & Grey  
Grained Oak

Dressed with handle H1005 and minerva® Ice Crystal, the linen cabinet and new 1000mm pantry produce a dramatic modern kitchen







# Lastra

## Dust & Denim

Two of the latest colours sit beautifully with Solutions White Oak worktops and shelving – c opper handle H1017 adds a classic finishing touch





Clarkwell  
Ivory & Sapphire

The ever popular Ivory painted shaker is offset beautifully with the richness of Sapphire - enhanced by the 25mm minerva® Carrara White worktops and stainless steel handle H820

Made to Measure  
SERVICE

# Clarkwell Collection

A refined solid timber shaker in a choice of solid oak and 30 painted finishes

The Clarkwell Collection is a much sought after style suited to classic and modern homes. The natural woodgrain comes alive as the finishing process takes place

Choosing from a rich colour palette of colours you will have a kitchen of distinction







Clarkwell  
Graphite & Light Grey

A beautiful and fresh mix of two colours  
creates a spectacular result.  
Dressed with 25mm minerva® Carrara White  
worktops and pewter handles H504 / H1009





# Butler's Pantry

Butler's Pantry, available in Lissa Oak. A classic and practical addition to your Clarkwell kitchen. Also available in Grained, Georgian, Washington and Durham Collections



## Clarkwell Light Grey & Sage

A beautiful and fresh mix of two colours creates a spectacular result. Dressed with 25mm minerva® Carrara White worktops and pewter handles H504 / H1009



# Georgian Collection

A solid timber shaker with a subtle beaded detail in a choice of solid oak and 30 painted finishes

The Georgian Collection is very special. Manufactured in the same factory as Clarkwell, the beading detail sets Georgian apart from the crowd

Black, copper or chrome handles will make this kitchen unique – a discerning choice



## Georgian Thicket

The gorgeous deep green of Thicket contrasts beautifully with the copper H1023 cup and H1029 knob handles. We've used under plinth and modular pilasters to create a framed look for the island





## Georgian Damson & Lavender

A stunning colour combination, Damson base and tall units with Lavender wall units. We've used bridging units above the wall units to create height in the kitchen. Our Black Satin H1024 cup and H1026 knob handles complete the look.





Georgian Ivory - The ever-popular Ivory, shown here with a working mantle and paired with our H962 copper angular handle



Georgian Light Grey - the beaded shaker design with a stunning grain.



## Georgian Aegean & Breeze

The contrast between Aegean and Breeze really makes a statement in this design. Featuring our working mantle and glass dressers. Curved end posts and stepped plinth creates a rich look on the base units. Dressed with our H1024 cup and H1026 knob handles





## Georgian Cinder & Lavender

We've created a dramatic effect by pairing Cinder and Lavender, set off beautifully with our stepped plinth on the tall and base units. A framed effect has been created on the island using modular pilasters and under plinth. Featuring our H1022 cup and H1025 knob handles





# Grained Dakar

A subtle rich shade, Dakar is a popular choice. Dressed in this set with 25mm minerva® Black Granite worktop and handle H942


## Grained Collection

Beautiful and practical woodgrain effect shaker kitchens


With eight luxurious earth tone colours and a light oak effect, the Grained Collection is a stunning and attainable alternative to painted timber kitchens. The natural colour palette is designed to work in harmony, so you can mix colours across your kitchen units to reflect your own style

Add richness to your kitchen design with the curved end posts, or use bi-fold units and contemporary handles to achieve a more modern finish

### Door finishes




Ivory




Dakar




Mussel



Dove Grey




Stone Grey




Cashmere



Dust Grey



Oak



White



## Grained Dove Grey & Dust Grey

Cool and neutral Dove Grey mixes beautifully with Dust Grey to enhance many room and decor styles. Dressed in this set with 25mm minerva® White worktops and H150 cup handles and H149 knobs







## Grained Oak

A natural pale oak shaker, use to accent a painted kitchen or on its own for a light and fresh finish. Shown with handle H942



## Grained Mussel


An elegant neutral option, Mussel works on its own or partners another Grained colour perfectly. Shown here with 25mm minerva® Fossil worktops and pewter handle H363



Glass doors

### feature

Glass cabinets offer a smart solution for featuring your display items



Curved end posts

### feature

Curved end post offers a distinguishing feature



Curved door units

### feature

Curved doors available in all colours in the Grained Collection





Grained  
Cashmere & Stone Grey

The stunning combination of Cashmere and Stone Grey works beautifully - Dressed in this set with chrome handle H933 and 25mm minerva® Ice Crystal worktop



## Opaco Collection

A simple and smooth classic shaker-style kitchen

Available in three neutral colours, Opaco offers a matt smooth painted effect shaker. Dress your kitchen traditionally with cup and knob handles, or add a contemporary twist using simple bar handles. Whichever you choose, you've got a timeless kitchen to be enjoyed for years to come

Three colour choices, all offering curved doors and choice of pan drawers


A clean matt shaker with no lines or grooves

A classic, timeless choice

### Door finishes



Mussel



White



Dove Grey

# Opaco

## Mussel

The smooth lines of Opaco with Solutions worktops and upstands and chrome handles H146





## Opaco White

Fresh and soft Opaco White. Dressed with 25mm minerva® worktops and handles H1002/149



## Opaco Dove Grey

Opaco Dove Grey shown with 25mm minerva® Cocoa Brown – a beautiful blend of earth tone colours. Dressed with handle H146



# handles

Doors and drawer fronts are not pre-drilled for handles, allowing you to choose alternative designs to those featured in the range photographs.



1. Handle H941  
10mm Thick Chromed D-Handle  
200mm Long x 30mm High  
160mm or 192mm centres

2. Handle H947  
25mm Thick Chromed D-Handle  
205mm Long x 29mm High  
160mm or 192mm centres

3. Handle H1004  
Long Satin Front Fix Puro Handle  
200mm Long x 10mm High  
15mm Projection / 196mm centres

4. Handle H1008  
Long Satin Back Fix Puro Handle  
200mm Long x 10mm High  
15mm Projection

5. Handle H1003  
Long Chrome Front Fix Puro Handle  
200mm Long x 10mm High  
15mm Projection / 196mm centres

6. Handle H1007  
Long Chrome Back Fix Puro Handle  
200mm Long x 10mm High  
15mm Projection



7. Handle H146  
20mm Thick Satin Nickel D-Handle  
180mm Long x 35mm High  
160mm centres

8. Handle H931  
23mm Satin Nickel D-Handle  
177mm Long x 37mm High  
160mm centres

9. Handle H919  
25mm Thick Brushed Nickel D-Handle  
202mm Long x 32mm High  
160mm centres

10. Handle H918  
20mm Thick Satin Nickel D-Handle  
150mm Long x 28mm High  
128mm centres

11. Handle H933  
22mm Thick Satin Nickel D-Handle  
170mm Long x 30mm High  
160mm centres

12. Handle H018  
Chrome Sparkle Handle  
200mm Long x 25mm High  
160mm centres

13. Handle H022  
15mm Satin Nickel D-Handle  
200mm Long x 28mm High  
160mm centres

14. Handle H932  
15mm Thick Satin Nickel Strap Handle  
206mm Long x 24mm High  
192mm centres

15. Handle H003  
24mm Thick Satin Nickel D-Handle  
152mm Long x 25mm High  
128mm centres





16. Handle H917  
16mm Thick S/Steel Bar Handle  
185mm Long x 38mm High  
160mm Centres

17. Handle H264  
14mm Thick S/Steel Arch End Handle  
200mm Long x 34mm High  
160mm Centres

18. Handle H1015  
16mm Curved End Handle Copper  
200mm Long x 25mm High  
192mm Centres

19. Handle H1011  
16mm Curved End Handle Brushed Nickel  
200mm Long x 25mm High  
192mm Centres

20. Handle H1013  
16mm Curved End Handle Chrome  
200mm Long x 25mm High  
192mm Centres

21. Handle H1032  
16mm Curved End Handle Satin Brass  
200mm Long x 25mm High  
192mm Centres

22. Handle H1033  
9mm Slim D Handle Satin Brass  
186mm Long x 27mm High  
160mm Centres



23. Handle H1034  
25mm Flat Front Fixing Handle Ash Grey  
180mm Long x 18mm High  
160mm Centres

24. Handle H1035  
25mm Flat Front Fixing Handle Dark Brown  
180mm Long x 18mm High  
160mm Centres

25. Handle H1036  
25mm Curved Front Fixing Handle Ash Grey  
180mm Long x 22mm High  
160mm Centres

26. Handle H1037  
25mm Curved Front Fixing Handle Dark Brown  
180mm Long x 22mm High  
160mm Centres

27. Handle H820  
16mm Thick Steel Collar Handle  
165mm Long x 30mm High  
128mm Centres

28. Handle H916  
16mm Thick S/Steel Bar Handle  
336mm Long x 36mm High  
277mm Centres

29. Handle H318  
16mm Thick S/Steel Bar Handle  
236mm Long x 36mm High  
177mm Centres

30. Handle H222  
12mm Thick S/Steel Bar Handle  
220mm Long x 30mm High  
160mm Centres

Handles are illustrated in relation to each other. Please see each description for sizes.





31. Handle H1005  
Puro Chrome Back Fix Handle  
50mm Long x 10mm High  
15mm Projection

32. Handle H1006  
Puro Satin Back Fix Handle  
50mm Long x 10mm High  
15mm Projection

33. Handle H1038  
26mm Flared D Handle Chocolate  
169mm Long x 27mm High  
160mm Centres

34. Handle H1039  
26mm Flared D Handle Graphite  
169mm Long x 27mm High  
160mm Centres

35. Handle H1040  
26mm Flared D Handle Copper  
169mm Long x 27mm High  
160mm Centres

36. Handle H150  
Chrome Cup Handle  
90mm Long x 20mm High  
76mm Centres

37. Handle H149  
Chrome Knob  
25mm Diameter x 30mm High

38. Handle H1002  
Long Cup Handle Chrome  
140mm Long x 40mm High  
96mm Centres / 27mm Projection

39. Handle H962  
Copper Angular Handle  
200mm Long x 30mm High  
160mm Centres

40. Handle H942  
26mm Thick Antique Effect D Handle  
140mm Long x 24mm High  
96mm Centres

41. Handle H1041  
15mm Curved Strap Handle Graphite  
216mm Long x 32mm High  
160mm or 192mm Centres

42. Handle H1042  
15mm Curved Strap Handle Chocolate  
216mm Long x 32mm High  
160mm or 192mm Centres

43. Handle H1043  
Round Knob Satin Brass  
40mm Diameter x 35mm High

44. Handle H1044  
Cup Handle Satin Brass  
97mm Long x 37mm High  
64mm Centres / 24mm Projection

45. Handle H943  
30mm Antique Effect Cup Handle  
96mm Long x 20mm High  
64mm Centres

46. Handle H1009  
Round Knob Pewter  
40mm Diameter x 35mm High

47. Handle H1010  
Long Cup Handle Pewter  
146mm Long x 37mm High  
96mm Centres / 24mm Projection

48. Handle H363  
18mm Pewter Effect D Handle  
140mm Long x 28mm High  
128mm Centres

49. Handle H504  
Antique Bronze Strap Handle  
175mm Long x 26mm High  
96mm Centres

Handles are illustrated  
in relation to each  
other. Please see each  
description for sizes.





50. Handle H1029  
Copper Oval Knob  
64mm Long x 35mm High  
35mm Projection

51. Handle H1023  
Copper Cup Handle  
104mm Long x 32mm High  
64mm Centres | 23mm Projection

52. Handle H1017  
Brushed Copper L Shaped Handle  
155mm Long x 10mm High  
96mm Centres | 16mm Projection

53. Handle H1018  
Stainless Steel D Handle  
200mm Long x 17mm High  
160mm Centres | 29mm Projection

54. Handle H1019  
Black Chrome D Handle  
200mm Long x 17mm High  
160mm Centres | 29mm Projection

55. Handle H1020  
Chrome Cup Handle  
130mm Long x 38mm High  
64mm Centres | 28mm Projection



56. Handle H1028  
Black Satin Square Knob  
59mm Long x 43mm High  
38mm Projection

57. Handle H1026  
Black Satin Round Knob  
59mm Long x 43mm High  
38mm Projection

58. Handle H1027  
Chrome Square Knob  
59mm Long x 43mm High  
38mm Projection

59. Handle H1025  
Chrome Round Knob  
59mm Long x 43mm High  
38mm Projection

60. Handle H1024  
Black Satin Cup Handle  
104mm Long x 32mm High  
64mm Centres | 23mm Projection

61. Handle H1030  
Antique Bronze Cup Handle  
95mm Long x 30mm High  
64mm Centres | 28mm Projection



62. Handle H1022  
Chrome Cup Handle  
104mm Long x 32mm High  
64mm Centres | 23mm Projection

63. Handle H1031  
Antique Bronze Knob  
30mm Diameter x 26mm High

Handles are illustrated  
in relation to each  
other. Please see each  
description for sizes.



# Space saving storage solutions



Life can be more simple.

Why not add storage options to make access into your cabinets much easier?

Our range of powder coated Kesseböhmer tall and base unit clever storage options save you bending and reaching into those hard-to-access places.

The name Kesseböhmer stands for innovative solutions and a powerful blend of design, function and quality, all backed by a 10 year guarantee.

## larder storage



300mm Soft Close Larder Pull Out with Baskets



600mm Soft Close Tandem Larder with Baskets



500 / 600mm Tandem Solo Larder with Baskets



Soft Close 150mm Pull Out Base with Trays



Soft Close 150mm Pull Out with Towel Rail & Tray



Soft Close 300mm Pull Out Base with Baskets

## base unit storage

## corner unit storage



Le Mans for 1000mm Corner Larder (4 x Trays), soft close attachments available



Magic Corner for 1000mm Corner Base Unit. LH/RH (RH Shown). Soft close.



Le Mans for 1000mm Corner Base Unit (Supplied in pairs). LH/RH available. Soft close attachments available. Suitable for use underneath a drawer.



¾ Carousel for 950L Corner Base Unit. 700mm Diameter. Supplied in pairs.

## excel corner optimiser



Universal corner optimiser. Available in 3 sizes, 800mm, 900mm and 1000mm base



# Storage solutions + accessories!

Drawers make access so much easier, use internal drawers as an effective way to optimise storage. Consider integrated waste bins, usually an afterthought in kitchen planning.



Excel pan drawers



Excel Plus pan drawers with solid graphite sides



Excel Plus larger drawers in 300, 500 and 600mm. Shown with glass sides and front accents. (Must be fitted with 155° hinges)



Excel drawer cross & lateral dividers (600, 800, 900 and 1000mm)



Excel pan drawer dividers (500, 600, 800, 900 and 1000mm) for glass sided pan drawers



Solid Oak dovetail pan drawers



Excel larger drawers available in 300, 500 and 600mm (Must be fitted with 155° hinges)



Beech adjustable cutlery tray - available in two sizes to suit drawer widths 400-600mm and 800-1000mm (not compatible with internal drawers)



Cutlery tray available in 400mm to 1000mm widths, dark grey to fit Excel Plus also available



Excel standard internal drawer 300-1000mm



Excel pan drawer glass sides



Excel pan drawer with optional grey metal sides



Solid Oak cutlery insert - specially designed to fit in our 600, 800, 900 & 1000mm oak dovetail drawers



# accessories!

European trends are showing us that modern sleek kitchens benefit from the introduction of carefully designed accessories. Those finishing touches can make all the difference to your design.



Soft close pull out baskets. Available in 500mm & 600mm.



Mirrored Plinth



Glass Shelf - 500mm. Available in 4mm & 8mm thick glass



Telescopic towel rail in aluminium effect



Eco bin (40L) 1 x 20L, 2 x 10L - Suits 400mm base



Industrial Breakfast Bar Support: Available in two heights, 870mm for breakfast bars and 720mm for dining height, this robust and stylish leg will offer a lasting design feature for a dining kitchen. Both are 700mm wide, fabricated from 25mm x 75mm box steel



Box Shelves: Available in 600mm & 900mm widths and can be joined to create interesting designs and storage solutions – use panels in matching or contrasting door colours to create the shelf bases. Available in Black



Eco Bin (68L) 1 x 34L, 2 x 17L - Suits 600mm base



Waste bin (10L) suits 400mm base (min)



Eco bin (30L) (1 x 20L, 1 x 10L) suits - 300mm base




Soft close Salice nickel hinge



Soft close Salice titanium hinge



Salice Wind Lift System: Available as an upgrade for our bridging units in our Mala, Profile, Clarkwell, Georgian, Washington & Ricco collections. The Wind Lift System is soft close and features a satin metal black cover to complement our titanium hinges



Sink base liner, available to suit cabinets 500 -1000mm



Drawer anti-slip matting, available in 1m lengths



Breakfast bar leg



Accessory Hanging Rail Kit: Accessorise the walls under your units, make use of the space and ensure those well used kitchen tools are to hand. Available in 600mm and 900mm widths. Available in Stainless Steel



Linear Shelf Supports: A simple but effective cantilever shelf support. Available in 600mm and 800mm widths – simply use a drawer front or a kitchen panel to make the shelf you require. Available in Black



Smoked Glass Doors: Beautiful smoked glass doors add a contemporary look to the kitchen. Available in 500mm & 600mm widths. (Glass shelves must be purchased separately.)



# Lighting

One of the first things you'll need to consider when planning your new kitchen is the lighting, as wiring needs to be installed at the start of the project, before plastering, decorating and the fitting itself. It's an integral part of any scheme and this is your perfect opportunity to create the right ambience. Most lights are dimmable and available in either natural or warm white to suit the kitchen style and tone. Your designer will guide you on the extensive range available.



## LED Tape Lighting

Our tape lighting and profiles create a contemporary long ribbon of lighting under and over cabinets



## LED Drawer Light

The ideal solution to illuminate pan drawers, our drawer light works on a sensor when the drawer is opened and is angled to optimise the illumination of the inside of the drawer



## LED Under Cabinet Light

Our under cabinet lights are ideal for creating task lighting for everyday jobs such as food preparation. Available in natural or warm white, our cabinet lights are all dimmable and can be controlled with sensors



## LED Plinth Light

Plinth lights can be used to make a feature of your lighting. Leave plinth lights on when task lighting is switched off to create a relaxing ambience in the kitchen

This is just a small selection of lighting solutions available - ask for details



## Selecting the Correct LED Colour

Using the correct lighting colour temperature for your kitchen is important but can sometimes come down to personal preference.

Warm white (3000K) lighting is mostly used in traditional kitchens whereas natural white (4000K) lighting is more suitable for modern and contemporary kitchens.



warm white (w/w)



natural white (n/w)





Imperceptible, seamless, solid joints. Thanks to the solid acrylic core there are no concerns with water ingress. **minerva**® is designed to deliver the best possible aesthetic results



Breakfast bars, splashbacks and upstands:  
Just some of the added attractions of choosing **minerva**®



Factory finished edges ready for fitting  
All **minerva**® worksurfaces are supplied ready for installation with smooth factory finishing on exposed edges



Pre-fabricated sink solutions  
Undermounted sink modules with factory applied drainer grooves saves time when it comes to preparation and installation

# minerva® solid acrylic worksurfaces

Welcome to **minerva**®: a practical and solid kitchen worksurface material manufactured using state-of-the-art technology. Delivering a luxurious appearance, cool pleasing touch and robust performance from its solid 25mm thick material, **minerva**® has the advantage of being the same colour throughout. Such is the enduring quality of **minerva**® that we guarantee its quality against manufacturing defects for ten years. There are 14 superb colours to choose from with a number of light options to suit darker kitchen door finishes.

			
minerva® Sparkling White	minerva® White	minerva® Carrara White (Veined décor)*	minerva® Ice Crystal
			
minerva® Grey Crystal	minerva® Ice Blue	minerva® Copper Fleck	minerva® Caramel Crunch
			
minerva® Fossil	minerva® Desert Rock (Veined décor)*	minerva® Amazonia Brown	minerva® Peak Stone
			
minerva® Nimbus Grey	minerva® Black Granite		

\* Each of these worksurfaces are unique, reflecting the natural appeal of marble and stone.

Whilst **minerva**® sink modules are made from a solid piece of material, the recessed sections may have a slightly different pattern on some décors due to the spread of the coloured chips.

## Routine cleaning

**minerva**® does not require any specialist cleaning, simply wipe off with a damp cloth and soapy water. The worksurface should then be rinsed with clean water and wiped dry. Persistent marks can be removed by using a mild abrasive cleaner, but harsh scouring powders should be avoided. Unlike marble and granite, **minerva**® is non porous, hygienic and will resist most household chemicals including alcohol.

## Heat

**minerva**® will withstand heat better than many alternative surface materials with boiling water and cooking splashes not being an issue. As with **maia**® however, all hot pots, pans and other heat generating devices should always be placed on a trivet or worktop protector rods.

**minerva**® is supported by the FIRA Gold Award for product excellence and covered by a 10 year manufacturer's product guarantee.

## Minor scratching

As with **maia**®, kitchen utensils and unglazed crockery can sometimes cause scratches that will be more evident on darker colours. Use of a cutting board is essential though minor scratches can easily be removed using the abrasive pad and other items from the care kit.





OVER

30

YEARS

EST 1987

SOLID SURFACE EXCELLENCE


















# why choose maia® ?

maia® is a stylish and durable range of solid surface worktops.

Seamless joints and a silky smooth finish make **maia's** designer worksurfaces a luxurious addition to your home. Designed to have the appearance of stone without the high cost and inherent drawbacks, **maia** surfaces are highly heat resistant, impenetrable to dirt, dust and bacteria and easy to clean.

Available in a range of colours to suit every home, **maia** solid surfaces are both functional and beautiful. Feel the difference with **maia**.

## colour palette

				
maia® Beige Sparkle	maia® Calcite	maia® Fossil	maia® Brazilian Greige	maia® Greystone
				
maia® Snow Haze	maia® Cappuccino	maia® Cristallo	maia® Galaxy	maia® Iceberg
				
maia® Latte	maia® Lava	maia® Mocha	maia® Vanilla	maia® Vulcano

## create the look...



matching curved worksurfaces available to add a designer feel



why not install a maia sink module with drainer grooves & factory finished edges?



end panels complement the curved overhang perfectly

### Quality assured

- ✓ Barcol Hardness - EN59
- ✓ Light Fastness - ISO 4892
- ✓ Fungal Resistance - EN ISO 846
- ✓ Food Safety - EN V 1186
- ✓ Bacterial Resistance - EN ISO 846
- ✓ Exposure Dry Heat - EN 438-2.8




maia®  
innovation in worksurface technology







28mm Solutions Concrete breakfast bar and worktops




Solutions Natural Oak



Solutions Tobacco Oak



Solutions White Oak



Solutions Concrete

# Solutions


## Finished Kitchen Surfaces & Panels

A range of worktops and accessory panels in three realistic woodgrains & one concrete effect. Offering you a natural contrast to modern door finishes, whether your kitchen choice is matt, gloss, cream, mussel, white or any of the shades of grey, you can include Solutions. Create open shelves and bespoke units that are seen in the most contemporary rooms to produce that finishing touch.



### Shelving

Use Solutions panels to create practical but fashionable shelving to complement your kitchen or living area. Shelving can be the answer to an unusual sized space or a challenging ceiling pitch



### Splashbacks & upstands

An effective and modern alternative to tiles. Simple to install and you'll enjoy the benefit of Solutions for years to come



### Worktops

Matching the other panels in the Solutions Collection the worktops and breakfast bars have a realistic grain, providing that solid timber effect without the worry of upkeep. Look out for the vertical end grain, this definitely creates an authentic timber look



### Open Shelving

A stunning open display adds a richness to a modern Dove Grey kitchen





# Appliances

We can satisfy all your appliance needs with a choice of Neff, CDA or Matrix brands. Neff has a proud heritage making appliances since 1877. Known for innovation and design, Neff combine the latest technology with simple, clean lines to bring you a range of quality appliances. CDA are synonymous with design and cutting edge technology, offering a 5 year parts and 2 year labour guarantee.



## Cooking

All your needs are more than covered, from ovens in single, double and range cooking plus a series of hob options in electric and gas, and not forgetting the extractor which is offered in many great styles



## Cooling

Refrigeration is offered in fully integrated models in all the built in sizes to suit our kitchens. High efficiency energy class is also a feature to keep the energy bills to a minimum. Wine coolers in several sizes are also available to create a smart focal point



## Dishwashing

Once seen as a luxury but now a fundamental part of any kitchen. There are a number of size options and specifications available, with slimline or full width models and all A rated for energy consumption



## Laundry

Washing and drying with a multitude of programmes is important in today's busy kitchen with fully concealed laundry products available from both brands





# Sinks & Taps

Our stunning range of sinks & taps combine innovative design with ultimate functionality. From traditional charm to cutting edge minimalism, our collection encompasses the very best modern design and materials to help you create a kitchen bursting with beautiful products and superb features.



## Granite

Moulded from a mix of 20% resins and 80% granite, these sinks really stand up to the most rigorous of tests, with anti-bacterial agents built in



## Stainless Steel

Still today's most popular material in square, rounded, deep or shallow bowl options - there are a number of styles or configurations to choose from



## Ceramic

For the traditionalist there are several shapes and sizes with Belfast or over mounted models in the portfolio



## Taps

Ultra modern pullout spray taps, traditional swan neck or single lever - the choice is yours with chrome, steel and even black alternatives available

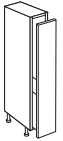


**CARRON**  
PHOENIX




# range content


some cabinets are not available in selected ranges, please ask for details




150 / 300mm Pull-Out Unit




150 / 300 / 400 / 450 / 500 / 600mm Highline Base



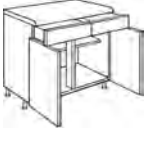
800 / 900 / 1000mm Highline Base




300 / 400 / 500 / 600mm Drawerline Base (selected ranges only)




800 / 900 / 1000mm Single Drawer / 2 door (selected ranges only)




800 / 1000mm Drawerline Base (selected ranges only)




800 / 900 / 1000mm Highline Corner Base




800 / 1000mm Drawerline Corner Base (selected ranges only)



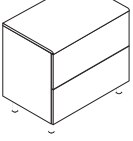
950mm L Corner Base




400 / 500mm 4 Drawer Base (range dependent)



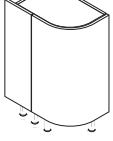
500 / 600 / 800 / 900 / 1000mm Drawer Base




600 / 800 / 900 / 1000mm 2 Pan Drawer Base (selected ranges only)



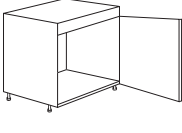
335mm Angled Base Unit




Curved Base Unit 720 x 320 x 570mm (selected ranges only)




600mm Built Under Oven Housing with/without drawer



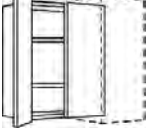
600 / 800mm Belfast Sink Base (Requires customisation)




150 / 260 / 300 / 400 / 450 500 / 600mm Wall (range dependent)




800 / 900 / 1000mm Wall




Standard 600 / 900mm Corner Wall




650mm L Corner Wall




600 / 800 / 900 / 1000mm Bi-Fold Unit (selected ranges only)




600 / 800 / 900 / 1000mm Bridging Unit 285 / 360 high (range dependent)



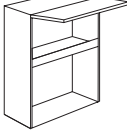
500mm Glass Dresser Unit (selected ranges only)



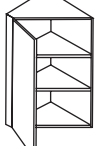
500mm Glass Wall Unit (selected ranges only)



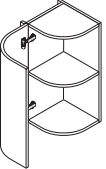
600mm boiler housing




600mm Wall Microwave Unit (requires fascia trimming on site)




335mm Angled Wall Unit




Curved Wall Unit 320 x 320mm (selected ranges only)




50/50 Fridge Freezer Unit



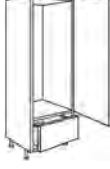
70/30 Fridge Freezer Unit



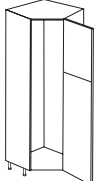
600mm Single Oven Midi Housing Unit




600mm Double Oven Midi Housing Unit




600mm Fridge Midi Housing Unit



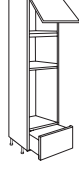
1016mm Diagonal corner larder



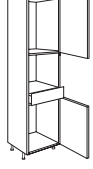
900mm Oven Housing Unit



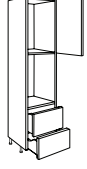
900mm Oven Housing Unit with Drawers



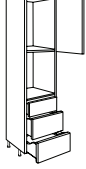
900mm Oven + Micro Housing Unit with drawer



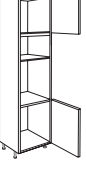
600mm Oven Housing 1 Drawer



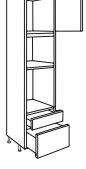
600mm Oven Housing Unit 2 Drawer



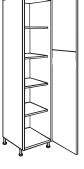
600mm Oven Housing Unit 3 Drawer



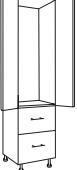
600mm Oven / Micro Housing Unit




600mm Oven / Micro Housing Unit with 2 drawer




300 / 400 / 500 / 600mm Larder Unit (selected ranges only)



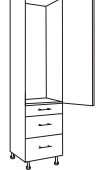
600mm larder with 2 doors / 2 drawers




600mm larder with 2 doors / 3 drawers



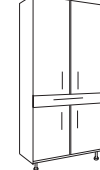
600mm larder with 1 door / 2 drawers



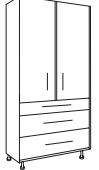
600mm larder with 1 door / 3 drawers



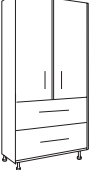
1000mm larder with 4 doors




1000mm larder with 4 doors / wide drawer (selected ranges only)



1000mm larder with 2 doors / 3 drawers



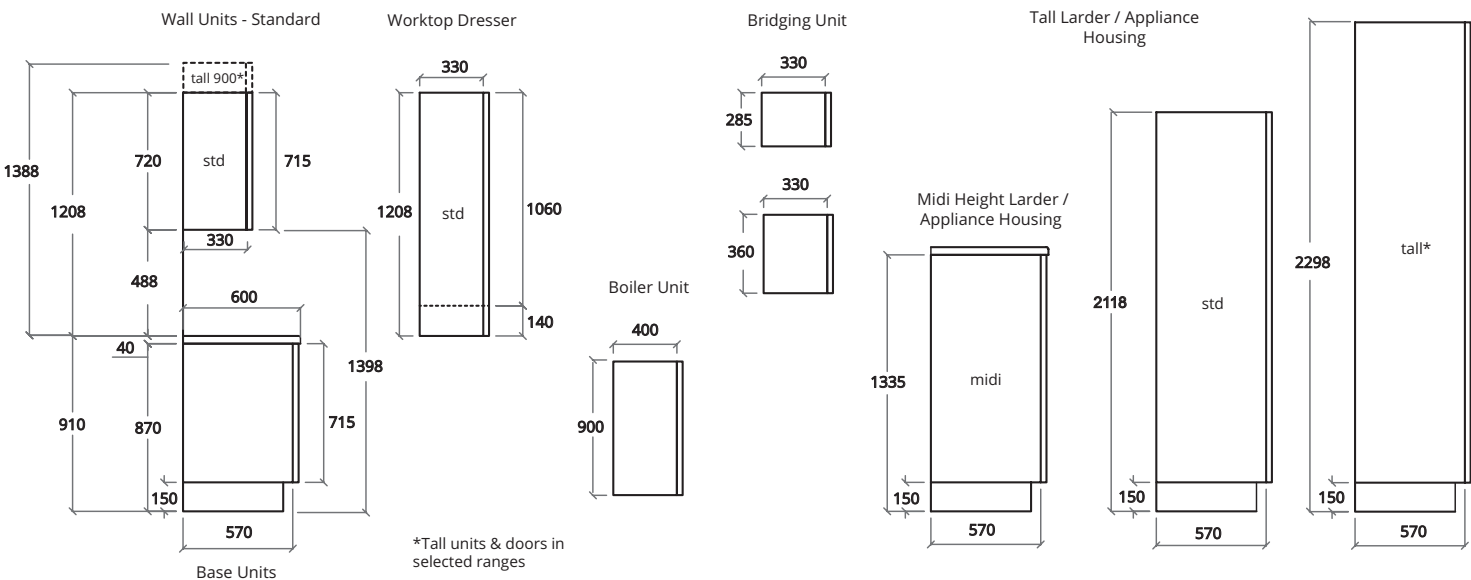
1000mm larder with 2 doors / 2 drawers



1000mm corner larder 500 / 600 door

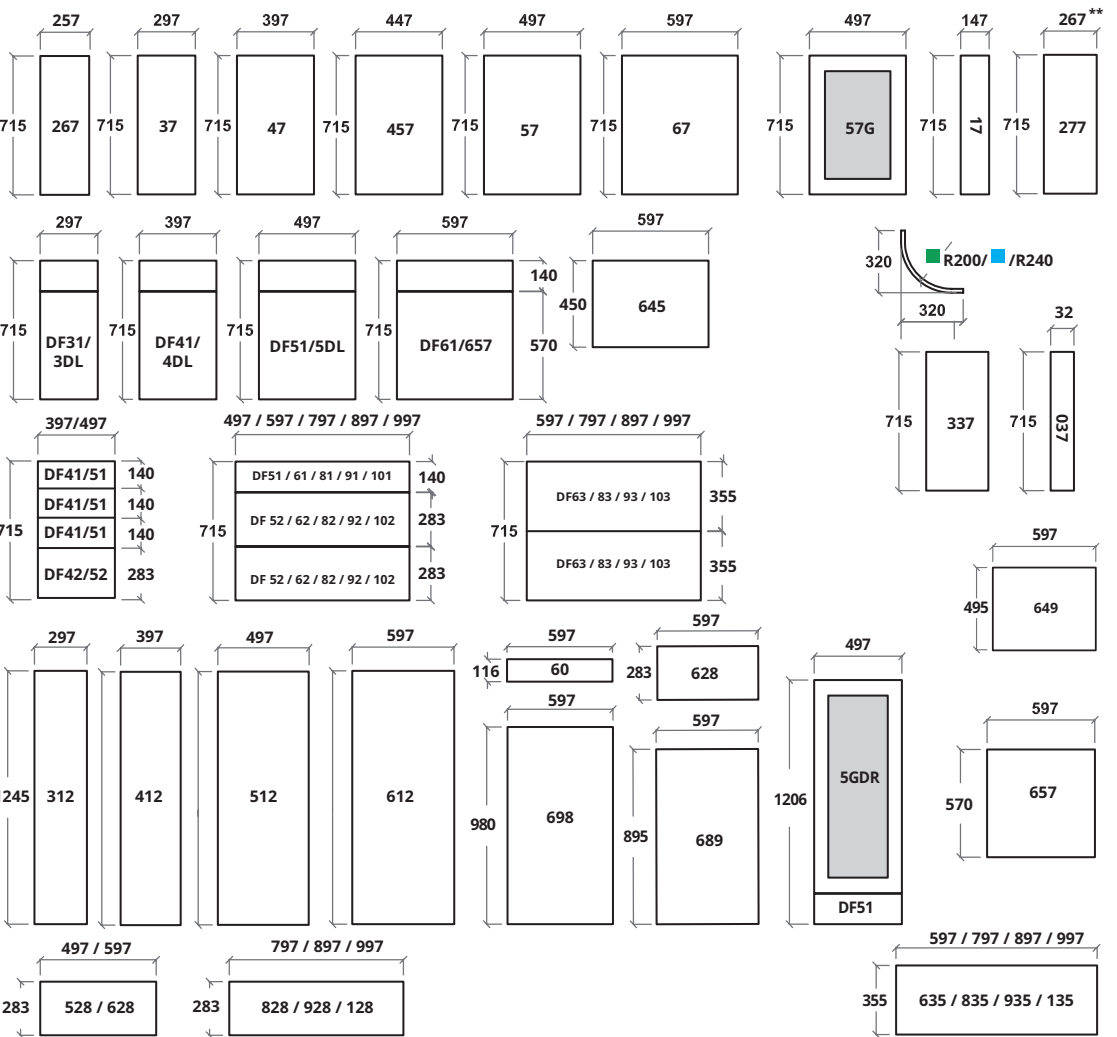
# technical specifications

end elevations all measurements are shown in millimetres and are nominal sizes.

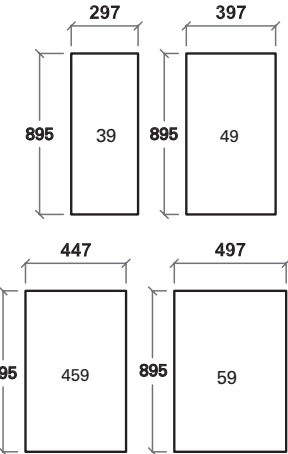


## Fascia dimensions and codes

Please note: Puro doors measure 295/395/495 etc.



Tall doors in selected ranges.



All measurements are shown in millimetres. 37, 57 etc are generic door codes. Not all fascias available in every range.

euro, opaco & puro

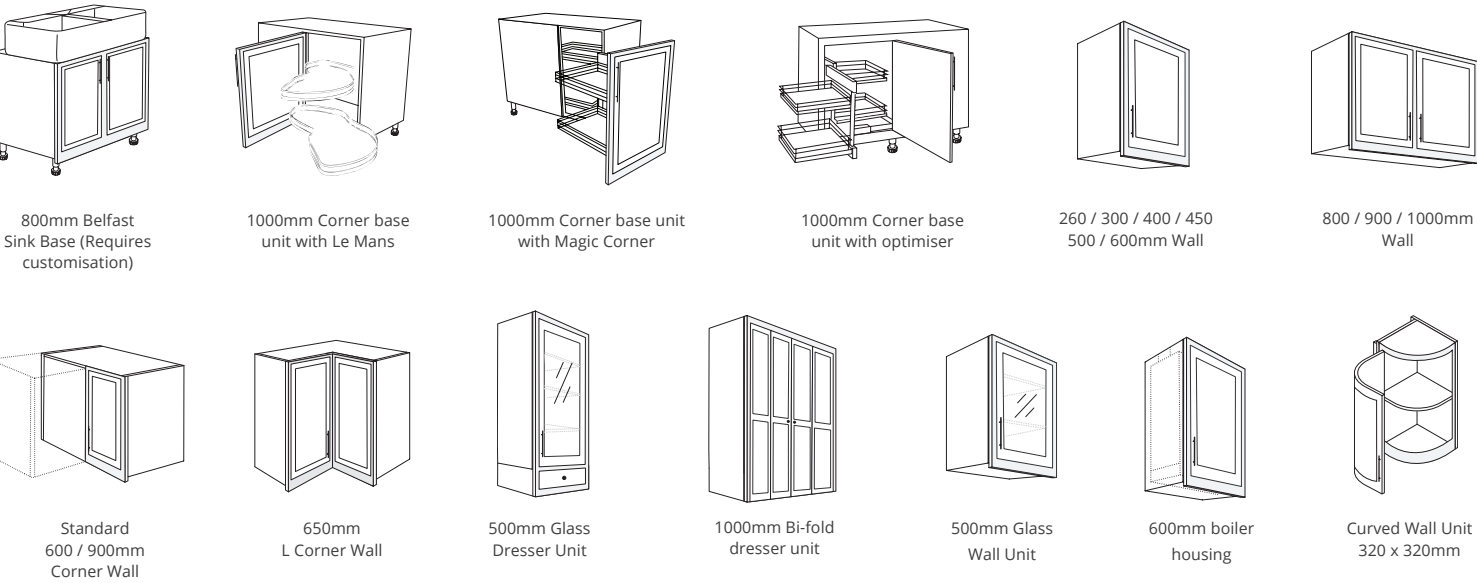
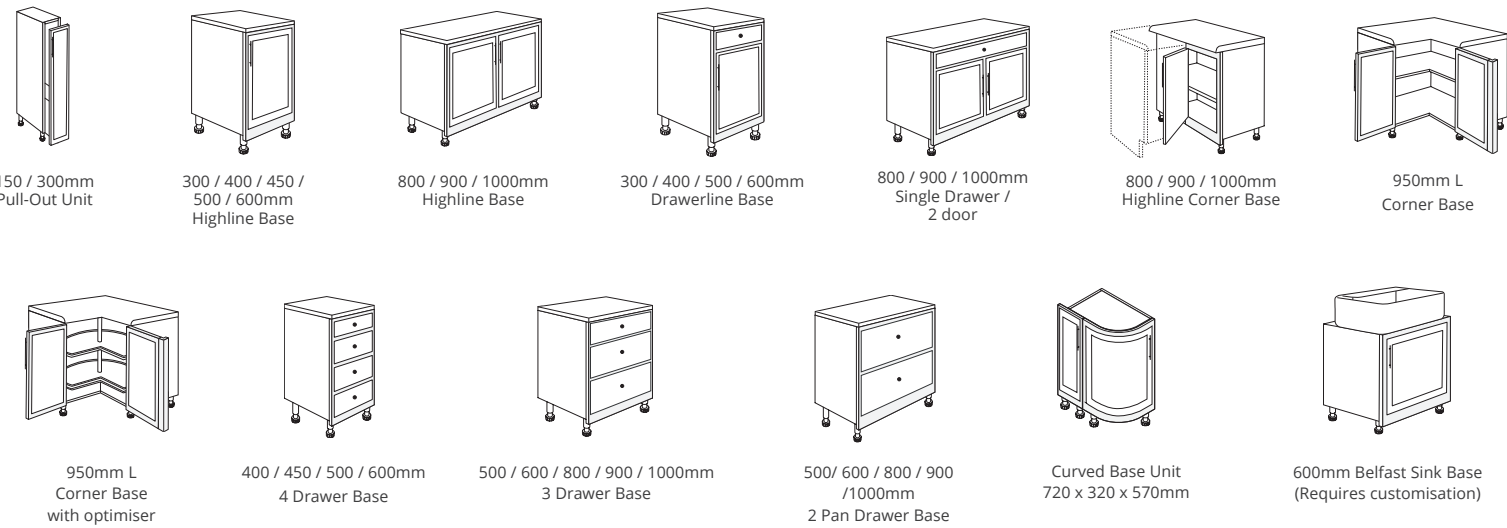
grained, profile, mala, clarkwell, georgian, washington, durham

\*\* Profile / Mala / Clarkwell / Georgian / Washington = 267mm wide  
Grained / Euro / Puro / Opaco = 273mm wide

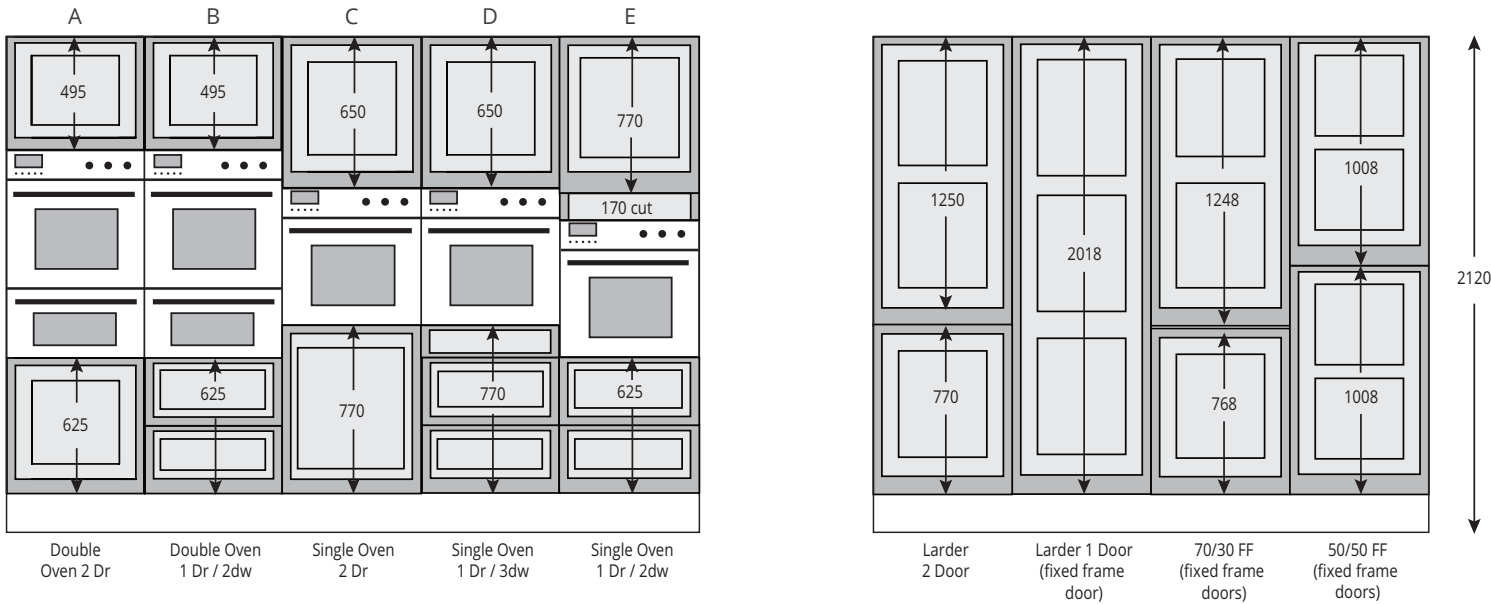


# durham range content

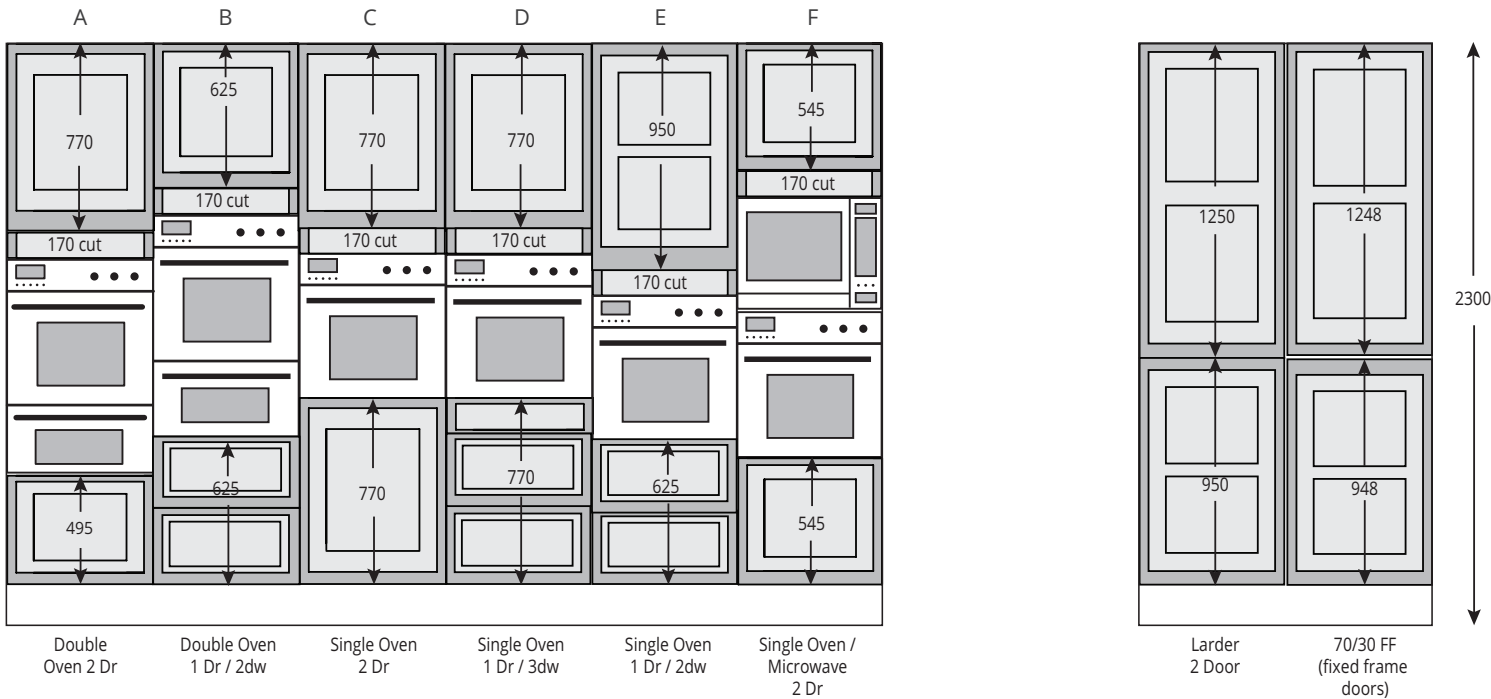
For further Durham technical information, please see our installer's guide



## Standard appliance housing / Larder / Fridge Freezer (FF) configurations

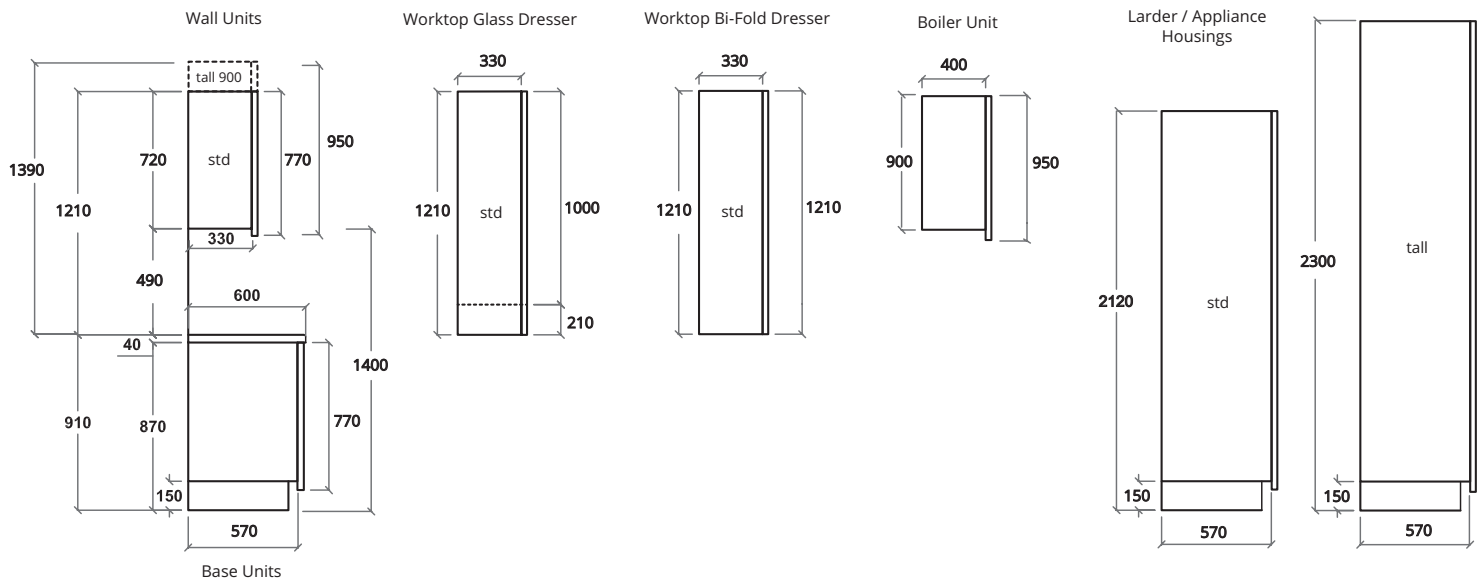


## Tall appliance housings / Larder / Fridge Freezer (FF) configurations



## end elevations

all measurements are shown in millimetres and are nominal sizes.





corner information

800mm Conventional Corner Base Unit

If using alternative door sizes the gap to the wall changes and centre post of cabinet would require refixing.

300mm door = 150mm gap (950mm total)  
400mm door = 250mm gap (1050mm total)  
450mm door = 300mm gap (1100mm total)

900mm Conventional Corner Base Unit

If using alternative door sizes the gap to the wall changes and centre post of cabinet would require refixing.

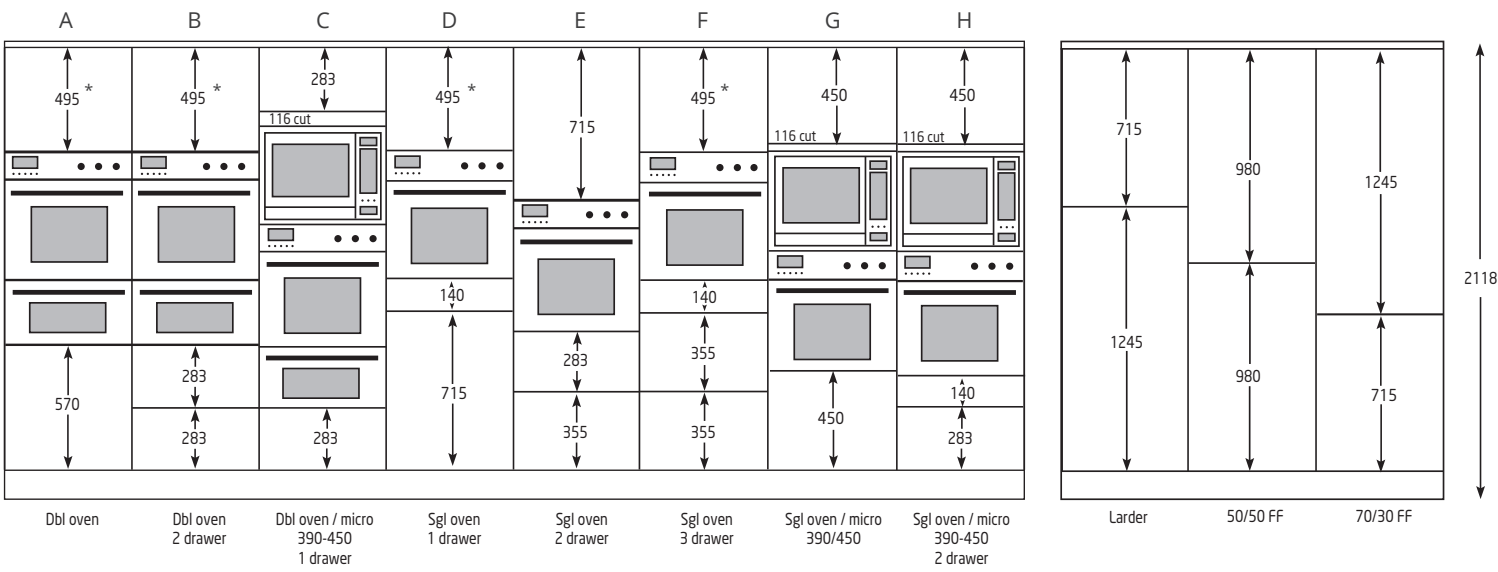
450mm door = 200mm gap (1100mm total)

1000mm Conventional Corner Base Unit

If using alternative door sizes the gap to the wall changes and centre post of cabinet would require refixing.

500mm door = 150mm gap (1150mm total)  
600mm door = 250mm gap (1250mm total)

Standard appliance housing / Larder / Fridge Freezer (FF) configurations



\* Please note: Mala Matt & Ricco doors are 490mm high, not 495mm

1016mm Diagonal Corner Larder Unit

Diagonal corner larder - may require plant on panels

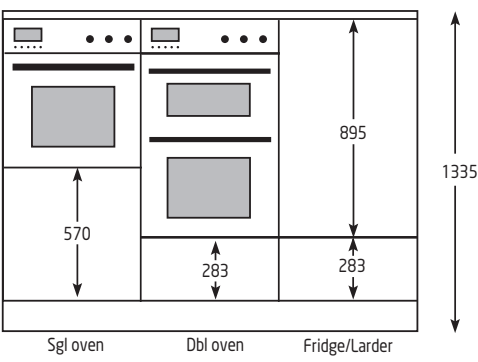
600/900mm Conventional Corner Wall Unit

Corner wall unit, Wall unit, Corner post

'L' Shape Corner Units

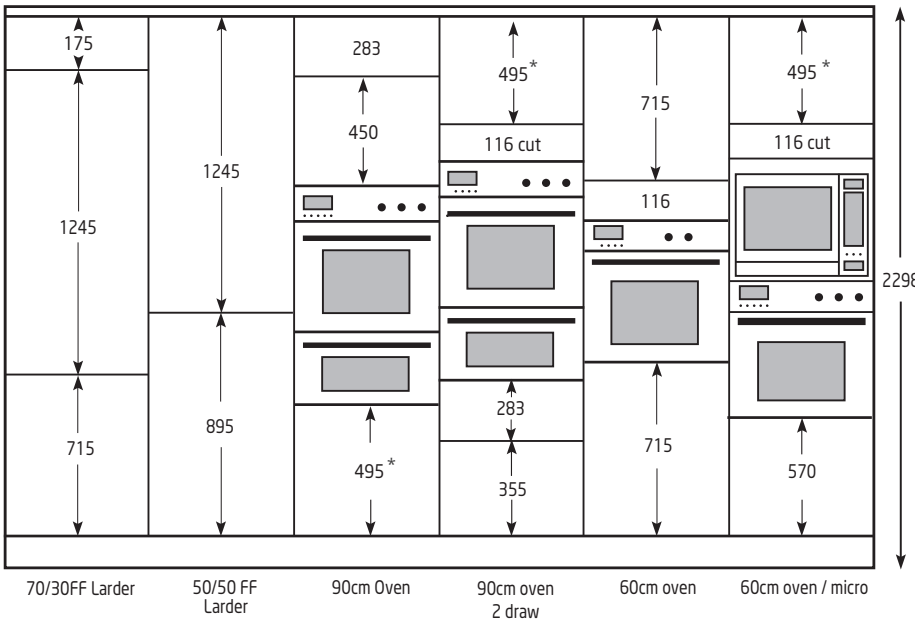
Note:- Walls must be square to accommodate L shaped units.

Midi appliance housings



For oven / microwave units you will need to install a filler panel, cut to suit from a 116mm oven fascia

Tall appliance housings / Larder / Fridge Freezer (FF) configurations



1000 Blind Corner Larder to Base Unit

1000 Blind Corner Larder to Larder

When installing a 1000 blind corner larder adjoining (90 degrees to) a base unit please order a tall plant on panel to blank off/ fill the space between the opening door and wall. You will also need to order or fabricate a base corner post for under the worktop.

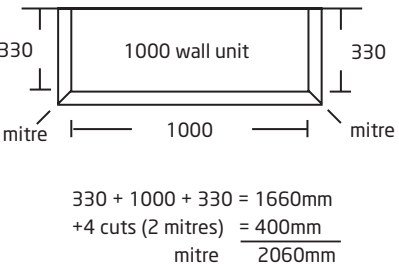
When installing a 1000 blind corner larder adjoining (90 degrees to) another tall/larder unit a plinth will be included to make a suitable corner post.

Cornice & Light Pelmet

To calculate correct amounts of Cornice and Light Pelmet measure the distance along the front of all the wall units, plus the returns where necessary.

Also, when ordering Cornice and Light Pelmet add 100mm per cut where a joint is necessary.

Note: 2 cuts make 1 mitre (see example)

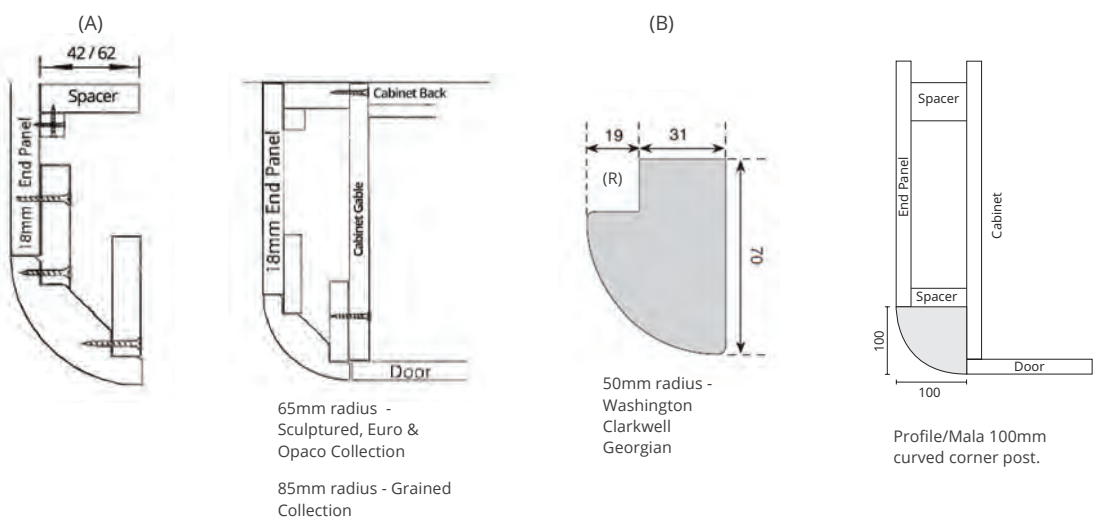


Curved end posts

(A) Allow an extra 65-100mm (dependent on range) for planting on curved end post. Fix end panel using 18mm packers first, then align to edge of door. Ensure 18mm packer closest to front of cabinet is from door matching material for base/tall posts.

This will ensure co-ordinated finish at plinth level.

(B) For the 50mm post in the Natural Collection, fit flush to door and insert a colour matched panel in the rebate (R), packing at back of the unit with a 31mm spacer.



In the interests of continuing design development and product improvement we reserve the right to change colours, designs and specifications or method of manufacture. Such changes may be made without prior notice and without incurring any obligation. All units are manufactured to within normal tolerances. Natural wood is used in some of the kitchens. As wood is a natural living material with an endless variety of grains and textures, some natural colour and grain variation evident on installation will diminish dramatically over a few months as the wood is exposed to light. The expression "solid wood" refers to door and drawer fronts only. Indications of colourways throughout this brochure are as accurate as the printing process will allow. E&OE.May 2019.





LochAnna  
— kitchens —

## *Proud to be Built in Great Britain*

Here at LochAnna we go above and beyond to make sure that all of our kitchen ranges are innovative, flexible in design and provide choice for every customer taste, style and trend

Having over 300 years worth of industry experience between us at LochAnna helps. We know that a kitchen not only has to look great, it also has to work well and last. We believe that we have covered everything - choice, flexibility and quality guarantees on every range

Our products, developed by us and our partners are amongst the best in the world with awards for production and quality





*The kitchen has a lot to live up to...*

...a space to entertain, a place where meals are cooked or a point where busy families gather.

With 179 superb ranges and a wide range of accessories to choose from, we can help create the kitchen you need for your life.

W E L C O M E T O

LochAnna  
———— kitchens ————

