

# LochAnna

— kitchens —

B E A U T Y   A N D   S P A C E

C R E A T I N G   A   K I T C H E N   F O R   T H E   L I F E   Y O U   L E A D

I N C O R P O R A T I N G   F O R M   H A N D L E L E S S   K I T C H E N S



# Welcome to Our 2022 Collection

LochAnna epitomises stylish and practical design and we are proud to showcase our latest ideas and inspirations to guide you on your kitchen journey and deliver a practical and beautiful space to meet your needs.

Storage, colour and material finish are important to give your new kitchen personality, and your LochAnna Studio will help to make these dreams a reality.

## Our Kitchen Collections 6 - 9

With 396 different options across 19 different door styles, we can satisfy all tastes and budgets. Our new colour matching service allows you to select your kitchen in a shade or colour to suit your taste

## Highlights 10 - 13

The latest innovation and designs being launched in this brochure.  
All carefully built to deliver you a truly individual kitchen

## Our Door Selector 14 - 19

To help you choose your perfect shade

## Our Cabinets 20 - 21

We give lots of thought to what goes on behind the door - our cabinets have been designed with installers in mind and are made from the best quality materials

## Discover the Possibilities & Lifestyle Larders 22 - 25

Focusing on tall storage, there are lots of options to make the most of precious space

## The Art of Choosing 26 - 27

Be individual - blend textures and colours to create a classic, modern or eclectic kitchen

## Browse Our Kitchen Collections 28 -161

Peruse our 19 different kitchen styles in detail. From classic to sleek modern and everything in between, including 98 handle choices to stamp your mark on your dream kitchen. For an ultra-contemporary look explore FORM, our European style true handleless collection

## Finishing Touches 162 - 177

Accessories to help to create a functional space, plus our new eco-friendly range of splashbacks to add richness and a splash of colour to your kitchen. With minerva® worktops, Quooker hot taps and Carron Phoenix sinks & taps, we can help you with every aspect of your kitchen.

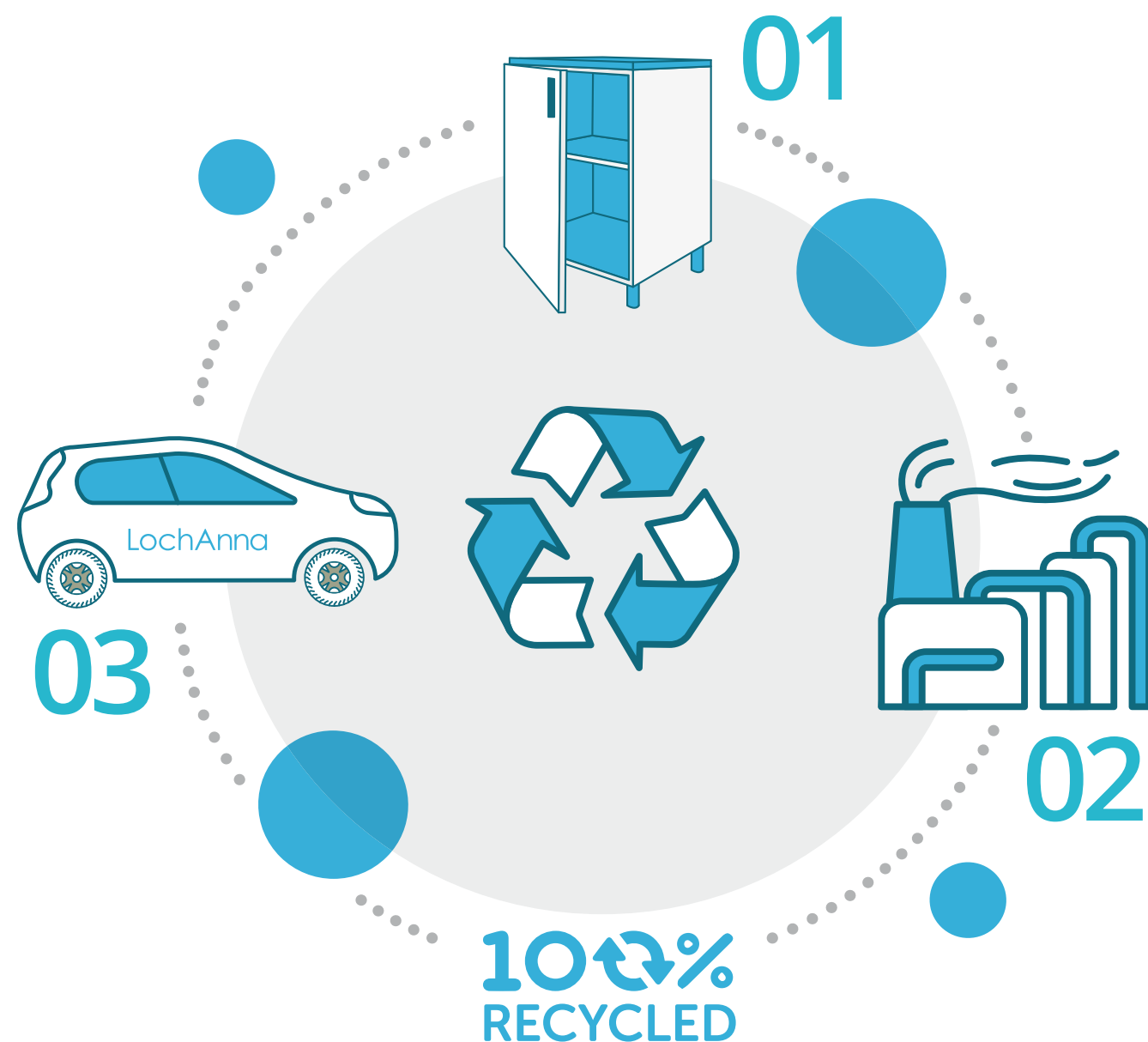




# Our Environmental Responsibility

At LochAnna Kitchens, we are continually looking for ways to limit our impact on the environment and reduce our carbon footprint.

There are many ways in which we are trying to do our bit for the planet.



**01** Our doors and cabinets are sourced from FSC (Forestry Stewardship Council) accredited suppliers.

**02** We reuse or recycle the majority of our waste packaging and pallet wood and our cardboard is sourced from FSC accredited mills.

**03** Our entire delivery vehicle fleet is being upgraded in 2022 to the most modern and eco-friendly models to reduce our carbon footprint.

Where possible, we have switched our field-based sales team to electric vehicles.



**Eterna Collection:**  
made from 100% recycled material

**100% RECYCLED**



**New OceanIX Handles:**  
made from recycled fishing nets



**Eco Slabstone Splashbacks:**  
made from 93% quarry stone waste with no heat used in manufacture, resulting in virtually no carbon footprint in their production



**Oak Dovetail Drawers:**  
the factory which makes our oak dovetail drawers is FSC accredited and works with the One Tree Planted initiative. For each oak dovetail drawer order, they plant a tree as part of the global efforts to help with reforestation





# Kitchen Collections

To help with your selection we've grouped each door design into families



## Eterna - NEW

If you're passionate about sustainability, then Eterna is made for you. Manufactured from 100% recycled material, the Eterna ethos centres on protecting the natural environment and saving trees, recovering and recycling wood to create beautiful and unique decors

28 - 33



## Thistleton - NEW

With a beautiful slim frame, Thistleton looks equally at home in a modern design as in a more traditional setting. The painted finish is smooth and silky to the touch, yet durable enough to cope with life in a modern kitchen

34 - 39



## Tavole

A unique Italian-made planked effect wood veneer door, available in seven colour choices

40 - 45



## Faversham

With an integrated handle, this stylish real timber shaker door is available in our palette of 30 colours or our colour match service

46 - 51



## Elswick

A rich solid timber narrow framed shaker door. Choose from our palette of 30 colours or use our colour match service for a bespoke look

52 - 57



## 10 Year Guarantee

For added peace of mind, furniture is covered by our 10 year guarantee against manufacturing defects.





**Durham** 58 - 65

A luxurious solid timber true in-frame door, available in 30 carefully chosen colours or our colour match service



**Washington** 66 - 71

A velvet smooth painted shaker, choose from 30 exciting finishes or create your own using our colour match service



**Clarkwell** 72 - 77

A versatile solid hardwood shaker door offered in 31 tasteful finishes, or choose to personalise using our colour match service



**Mala** 104 - 109

The best in Italian manufacturing – a superior quality painted door available in six gloss and eight matt finishes



**Profile Gloss & Matt** 110 - 119

Ultra smooth handleless in six popular gloss finishes and 30 stunning matt painted colours, plus our colour match service



**Euro** 120 - 125

Contemporary and chic in five matt finishes makes this affordable collection a winner



**Georgian** 78 - 85

In a selection of 31 finishes, a charismatic and charming hardwood kitchen with a beaded frame. Customise using our colour match service



**Brompton** 86 - 91

A beautiful silky smooth five-piece shaker door with a narrow frame, available in six natural shades



**Grained** 92 - 99

Cross modern and traditional borders with 12 beautiful tones in a grained timber effect finish. Stunning and affordable



**Opaco** 100 - 103

Subtle and uncluttered contemporary painted effect shaker in eight matt finishes

## HANDLELESS KITCHENS



**Mala** 146 - 149

Manufactured and painted in Italy – in a luxurious mix of six gloss and eight matt finishes



**Eterna - NEW** 150 - 153

A slab door available in eight striking finishes, Eterna is manufactured from 100% recycled material



**Elswick** 154 - 157

An uncomplicated solid timber narrow framed shaker door with a veneered centre panel. Available in 30 finishes or customise with our colour match service



**Strato** 158 - 161

A classic Italian wood veneered flat door available in 30 painted colours and six stains, plus our colour match service for true customisation



# Two stunning new kitchen collections

01: Eterna is our 100% recycled door, available in eight distinctive finishes. Go to page 28 to see more, or if you'd prefer Eterna in a FORM true handleless kitchen, see page 150.

02: Thistleton is a gorgeous super-smooth painted door with a slim shaker frame. Available in 30 colours or painted to your chosen shade using our colour match service. See the full collection on page 34.

01



Eterna

02



Thistleton



Thistleton

03

## Get a handle on sustainability

03: Our OceanIX handles are made from recycled fishing nets. Lightweight yet robust, the knob and handle offer contemporary styling, with fantastic sustainability credentials.

100%  
RECYCLED



# 04 No more low profile

04: Profile Matt is now available in our full painted palette of 30 colours as well as our colour match service. See page 115 for more details.



Profile

## Innovative storage you'll love!

05

05: Our diagonal corner larder has a new improved design which utilises more of the space in the corner. This larder is also now available in extra tall as shown here! The bottle rack in the standard height larder is now removable, so you can put this in a lower shelf for bottled water or soft drinks for the younger members of the household.



06

06: We've redesigned our Butler's Pantry to make it even more practical, with a space for a built-in microwave and a bottle rack incorporated. You can also now fit a worktop inside to create a robust working area. This unit is now available in extra tall!



# Highlights

There are lots of exciting and innovative new products in our 2022 brochure...here is a selection of our favourites!



# ECO SLABSTONE

## Environmentally beautiful

**07:** In a choice of 18 finishes across six styles, Eco Slabstone Splashbacks are manufactured in Wales from an eco-friendly engineered stone using 93% clean quarry stone by-products. By using a waste product and no heat in their production, in 2012 Eco Slabstone was recognised for its unique eco credentials by Europe Innova. With a choice of matt or gloss lacquer, we offer a unique collection of splashbacks that add a natural twist to modern or classic kitchens. See page 170 for the full rang.



07



## A clear winner

**08:** Our black aluminium frame doors are now available with both smoked and reeded glass. We've also improved the design so that they work perfectly with our cabinets and hinges. All doors come with a slimline matching black handle which can be fitted for LochAnna kitchens or left off for FORM true handleless.

08



## Important finishing touches

**09:** We have a new range of eco waste bins, available in six different sizes. The bins are fitted on full extension, soft closing Grass runners and are designed to have the cabinet door attached to the front. Featuring a sturdy metal shelf above the bin to store your bin bags or other cleaning materials.



09



## Stunning new handles

**10:** We've added some truly gorgeous new handles to our collection. Ribbed designs, industrial textures, matt black options and Art Deco style bow handles. These handles will elevate any kitchen to a new level.



10


















# Our Door Selector...

All of our kitchens are carefully selected by drawing on our extensive experience of European kitchen fashions, married with British classic styles and quality. With 396 different on-trend choices, you can be sure of finding something that will transform your home and enhance your life for years to come.

## Tavole Collection\*

|   |   |  |   |
|---|---|--|---|
| <br>FRESH GINGER   | <br>FOREST OAK | <br>DEEP CHERRY | <br>SNOW CLOUD |
| <br>CERULEAN BLUE | <br>DUST GREY | <br>SABLE      |   |

## Profile Gloss Collection

|  |  |   |
|--|--|---|
| <br>GLOSS WHITE     | <br>GLOSS DOVE GREY | <br>GLOSS CASHMERE |
| <br>GLOSS DUST GREY | <br>GLOSS PORCELAIN | <br>GLOSS GRAPHITE |

See page 19 for our new Profile Matt painted colour choices



## Made to Measure

SERVICE







\* To help you create a bespoke finish, Made to Measure doors are available in this range.

We have five cabinet colours to choose from, simply state on your order which you would prefer.



See page 20 for more info.

## Mala Gloss Collection

|  |   |  |
|--|---|--|
| <br>GLOSS WHITE     | <br>GLOSS PORCELAIN  | <br>GLOSS DOVE GREY |
| <br>GLOSS CASHMERE | <br>GLOSS DUST GREY | <br>GLOSS GRAPHITE |

## Mala Matt Collection

|   |   |   |   |
|---|---|---|---|
| <br>MATT WHITE     | <br>MATT PORCELAIN     | <br>MATT DOVE GREY | <br>MATT CASHMERE    |
| <br>MATT DUST GREY | <br>MATT PLATINUM GREY | <br>MATT GRAPHITE  | <br>MATT INDIGO BLUE |



# Our Door Selector...

## Euro Matt Collection\*



MATT MUSSEL



MATT DOVE GREY



MATT DUST GREY




MATT GRAPHITE




MATT SEA BLUE


## Eterna Collection\* NEW




OSSIDO GRIGIO




OSSIDO MARRONE




LAGUNA GREY AGED OAK




LAGUNA DARK OAK



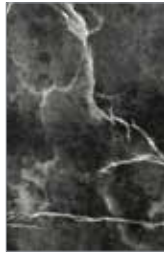
CHALET LIGHT WALNUT



PATAGONIA MARBLE



VENATO MARBLE



NERO MARBLE

## Brompton Collection



WHITE



DOVE GREY



DUST GREY



GRAPHITE



CASHMERE



STONE

## Grained Collection



OAK



WHITE



IVORY



CASHMERE



MUSSEL



DAKAR



STONE GREY



DOVE GREY



DUST GREY



GRAPHITE




SEA BLUE




INDIGO


## Opaco Collection\*




MATT WHITE




MATT MUSSEL




MATT DOVE GREY




MATT DUST GREY




MATT GRAPHITE



MATT CASHMERE



MATT FJORD



MATT SEA BLUE

Made to Measure  
— SERVICE —

\* To help you create a bespoke finish, Made to Measure doors are available in this range.

Note: Colours are as accurate as the printing process allows, we recommend that you examine a physical swatch or sample before making your final choice. These can be requested via your retailer.

We have five cabinet colours to choose from, simply state on your order which you would prefer.



See page 20 for more info.

# Our Painted Collections



**Durham\***  
A luxurious solid timber in-frame with beaded detailing on the inner door.



**Faversham**  
A striking and unique solid timber narrow framed shaker door, with an integrated handle.



**Washington**  
A velvet smooth painted shaker.



**Thistleton**  
A silky smooth painted door with a narrow shaker frame.



**Georgian\***  
A solid timber oak or ash painted door with a beaded frame.



**Clarkwell\***  
A solid timber oak or ash painted shaker.



**Elswick\***  
A rich solid timber narrow framed shaker door, with a veneered centre panel.



**Profile**  
A smooth matt painted door with integrated j-handle.

Made to Measure  
—SERVICE—

\* To help you create a bespoke finish, Made to Measure doors are available in this range.

Note: As timber doors are made from a natural, living material, some grain and colour variation can be expected within products. Timber is also susceptible to expansion and shrinkage depending on the environment in which it is installed. This potential natural movement of the timber can cause any layer of paint, lacquer, varnish etc. that has been applied to move with it and may result in panel shrinkage and hairline cracks along the joints of the door. All of this is normal and is considered to be a positive feature, adding an authentic look and feel to the kitchen.

## Painted colours available



### Colour MATCHING Service

Have your kitchen painted in the colour you've always dreamed of. Simply provide us with a recognised colour reference and we'll do the rest! Ask your LochAnna Studio for further details.

Available in our Durham, Faversham, Washington, Thistleton, Georgian, Clarkwell, Elswick, Profile and Strato Collections.

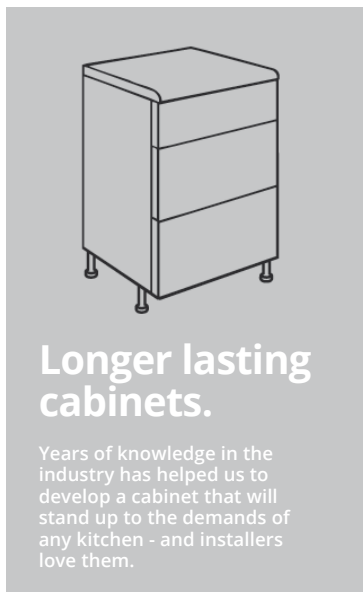
# Crafted, Robust Cabinets.

The installer's choice, cabinets are engineered using only the finest materials.



## REMOVABLE BACK PANEL IN BASE UNITS

A simple yet ideal way to aid installation and service access.



Sturdy soft close drawers in a choice of Excel Anthracite or Solid Oak Dovetail. With a range of stylish accessories, you can tailor your drawers to your storage requirements - see page 164 for full details. Both of our drawer styles have a 30kg load bearing capacity.

## Colour Choices



Oak



Stone Grey



White



Grey Linen



Anthracite Linen



## PVC EDGED CABINET PANELS

All panels are fully edged to protect against moisture penetration



## ADJUSTABLE SERVICE VOID

Offers flexibility when accommodating pipework 45/75mm



## CONCEALED HANGING BRACKET

Creates a clean look inside the cabinet and offers a 15mm wiring void



## ADJUSTABLE LEGS

Protects against moisture ingress and ensures that your cabinets are perfectly level



## ALL 18MM THICK HIGH DENSITY PANELS IN BASE CABINET

No weak points - extra sturdy



## SOFT CLOSE DOORS AS STANDARD

Soft close hinges in a choice of colours, nickel or titanium (shown)



## MINIMAL HOLES IN SIDE PANELS

For a clean, high-end appearance



## SOFT CLOSE DRAWERS

Metal sides and solid bases and backs for durability and peace of mind



## 330MM EXTRA DEEP WALL CABINETS AS STANDARD

Ample storage and can fit a full sized 12 inch dinner plate



For our fantastic storage ideas and accessories  
PAGE 162 - 167





# DISCOVER THE POSSIBILITIES

Interesting and practical storage solutions can make all the difference in your kitchen. LochAnna's innovative range of storage options are designed to allow you to hide away clutter and create your dream kitchen that works for you every day.



**BUTLER'S PANTRY**  
Our popular Butler's Pantry has been redesigned to be even more practical, with space for a built-in microwave.



**PULL OUT DRAWER LARDER**  
A stylish and practical pull out larder unit using our solid Oak Dovetail drawers.



**LARDER TOWER**  
The ultimate stylish and practical storage, our Larder Tower incorporates Excel Plus glass drawers with integrated soft close and allows easy access to all your kitchen essentials.



**CORNER LARDER**  
Our diagonal corner larder makes even better use of space and is now also available in extra tall height as shown here.



# LIFESTYLE LARDER

Our Lifestyle Larders have been developed to reflect how you actually use your kitchen, offering affordable and accessible storage solutions.

The four styles are available in our five cabinet finishes. Feel free to mix and match your internal shelf and divider colour with the outer cabinet colour to create your own individual style.

The four designs are available in two widths, 600mm & 1000mm, and are also now available in extra tall to match our 900mm tall wall cabinets. All of our Lifestyle Larders have solid 18mm back panels to allow you to hang hooks and make full use of the space.



**1000mm Cleaning & Utility Larder**  
Outer cabinet: Grey Linen  
Inner shelves & dividers: Anthracite Linen



**1000mm Combi Larder**  
Outer cabinet: Oak  
Inner shelves & dividers: Stone Grey  
Shown with two optional extra cubes in Oak & Stone Grey



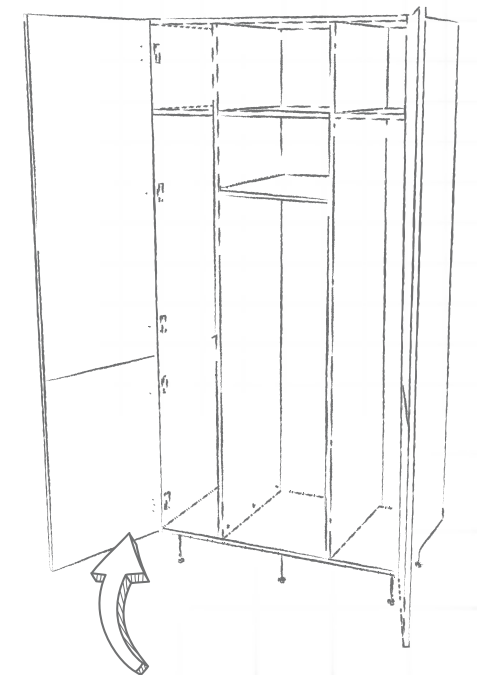
**600mm Easy Access Larder**  
Outer cabinet: Oak  
Inner shelves: Stone Grey  
Shown with optional extra oak spice rack



## 1000mm Combi Larder

The tapered verticals make it easier for you to access the higher shelves. Shoe racks, lights and coat hooks can be added. The ironing board space will accept an ironing board up to 1600mm high when folded.

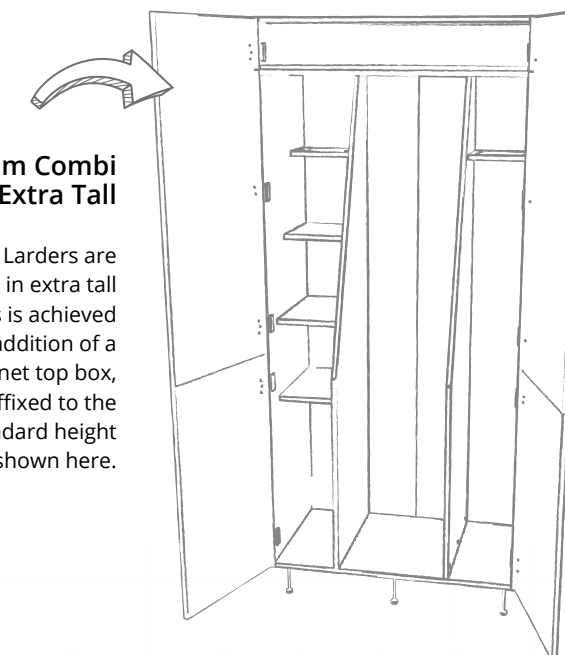
The combi larder can be further customised by including cubes as shown here, in two sizes and all five cabinet finishes.



## 1000mm Cleaning & Utility Larder

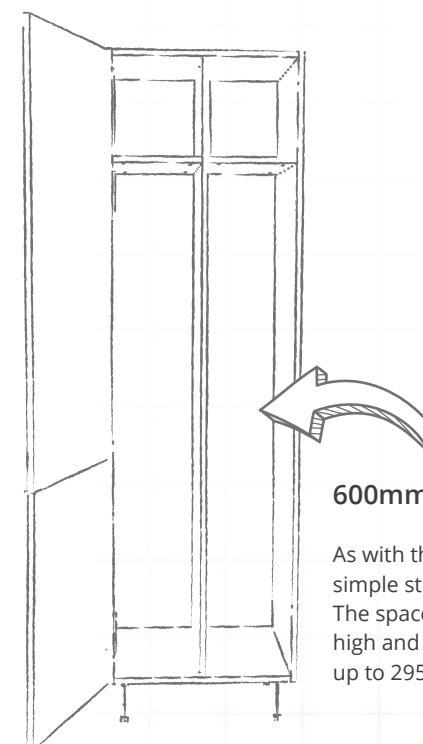
The ideal space to house your larger cleaning and laundry essentials. The shelves at the top are the perfect place to put your detergents and smaller appliances, whilst the tall storage can be used for ironing boards, mops and other taller items. The tall space will accept an ironing board up to 1600mm in height when folded.

There is the option to purchase four further loose shelves to change the use of the unit again.



## 1000mm Combi Larder in Extra Tall

All our Lifestyle Larders are now available in extra tall versions. This is achieved with the addition of a separate cabinet top box, which must be affixed to the top of the standard height unit as shown here.

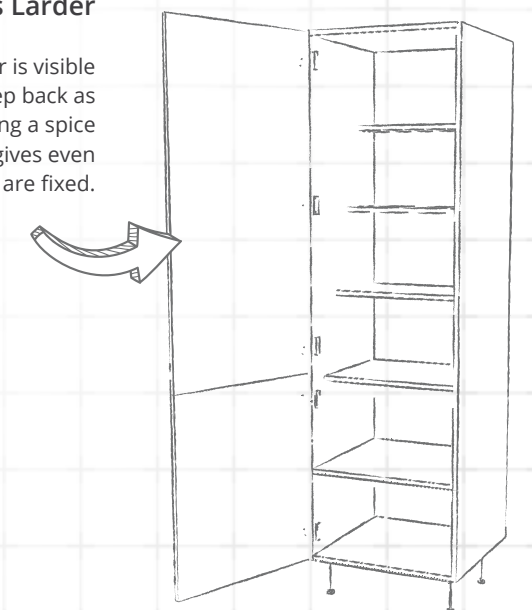


## 600mm Easy Access Larder

Everything stored in this larder is visible and accessible as the shelves step back as they get higher in the unit. Adding a spice rack on the back of the door gives even more storage. All shelves are fixed.

## 600mm Cleaning & Utility Larder

As with the 1000mm wide version, this larder allows for simple storage of ironing boards and vacuum cleaners. The space will allow for ironing boards up to 1600mm high and 250mm wide when folded and a vacuum cleaner up to 295mm wide.






# THE ART OF CHOOSING

Be imaginative with your design to create a unique kitchen that reflects your personality and style. Mixing colours and textures creates exciting contrasts that catch the eye and make a statement. All LochAnna Studios have samples of our doors, worktops and even hinges that you can put together and see what works for you.

Use your imagination, get creative and have some fun!



Brompton Graphite has been mixed with Solutions Tobacco Oak open shelving to create a gorgeous combination of textures and colours. The Dove Grey larder and light worktops give contrast and lighten the space.



The brightness of the Mala Gloss Porcelain door is contrasted to great effect by the Anthracite rail. Strato Buff wall units and Solutions Tobacco Oak dining table add warmth and texture.



## Eterna Collection NEW

If you're passionate about sustainability, then Eterna is made for you. Manufactured from 100% recycled wood, the Eterna ethos centres on protecting the natural environment and saving trees, recovering and recycling wood to create beautiful and unique decors.

Eterna finishes are designed to be impactful – from rustic and natural woodgrains to eye-catching marble effects. Create a statement island by combining with another of our collections, such as Mala or even Profile.

If a sleek and minimalist design is preferred, Eterna is available in our FORM by LochAnna collection of true handleless kitchens.

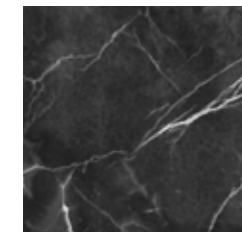
### Door finishes



Patagonia Marble



Venato Marble




Nero Marble



Laguna Dark Oak



Laguna Grey  
Aged Oak



Chalet Light Walnut



Ossido Marrone



Ossido Grigio

**100%**  
RECYCLED

# Eterna

## Ossido Grigio and Nero Marble

Beautiful contrasts are the theme in this kitchen, from the strong marble on the island, to the hint of the traditional in the Victorian Soot Black Eco Slabstone Splashback. Extra tall wall units and larders give even more storage in this stunning space.

Handles: H1075 Matt Black OceanIX Recycled Plastic Knob and H1074 Matt Black OceanIX Recycled Plastic D Handle



# Eterna Ossido Grigio and Patagonia Marble

The stunning veining pattern of the island creates a beautiful contrast to the light grey stone effect of the rest of the kitchen. The random marbling is designed to create interest for a truly unique aesthetic. The Soot Black Eco Slabstone Splashback is the perfect finishing touch.



Handles: H1075 Matt Black OceanIX Recycled Plastic Knob and H1074 Matt Black OceanIX Recycled Plastic D Handle

**Quooker** Featured: Fusion Square Tap in Black





## Eterna Ossido Marrone

The ultra-modern oxidised metal effect of the doors creates a truly statement kitchen, softened by the warm brown tones in the decor - use Eterna as an accent alongside our Mala doors for a less daring effect. We have made the most of the high ceilings by choosing extra tall wall units and larders - giving even more storage space.

Quooker

Featured: Fusion Square Tap in Black





# Thistleton Thicket

In the beautiful Thicket colour, this drinks pantry - unique to Thistleton - will be a talking point in any kitchen. Beaded panels have been used to clad the back of the cabinet and minerva worktops and upstands create a practical working area. A mirror splashback above the top shelf creates a feeling of endless space.

Handles: H1085 Dark Brushed Brass Ribbed Elipse Handle.

## Thistleton Collection NEW

With a beautiful slim frame, Thistleton looks equally at home in a modern design as in a more traditional setting. The painted finish is smooth and silky to the touch, yet durable enough to cope with life in a modern kitchen.

A range of accessories, including modern stepped plinth, pilasters and shelf brackets, help to elevate your kitchen design to something truly memorable.

Select from our carefully curated palette of 30 beautiful colours or use our colour match service to create a kitchen as individual as you are.

### Door finishes





## Thistleton Porcelain and Desert Pink

The combination of warm porcelain and pink creates a dreamy kitchen. Feature end posts have been used to create chunky end panels on the porcelain units, whilst the modern stepped plinth alongside modular pilasters create a statement island. Beaded pink panels have also been used to wonderful effect to clad the backs of the glass wall units and glass fronted drinks pantry.

Handles: H1094B Matt Black Ribbed Knob & Back Plate, H1093 Ribbed Cup Handle






## Thistleton Stone and Thicket

The rich Thicket green colour is the perfect contrast to stone in this design. Beautiful beaded panelling creates a feature at the back of the breakfast bar and is used in the back of the glass wall units to really tie the design together. Our gorgeous new dark brushed brass ribbed handles complete the look.

Handles: H1085 Dark Brushed Brass Ribbed Eclipse Handle, H1084 Dark Brushed Brass Knob.



## Thistleton Heather Green

Feature plinth has been used to create a shaker effect on the end panel of this gorgeous island, along with modular pilasters and the stunning modern skirting plinth. Thistleton is so rich in features, with a bit of design flair you can create a truly unique kitchen.



## Tavole Collection

Bring a touch of farmhouse chic to your kitchen with our unique Italian-made wood veneer door. With a gorgeous planked finish and featuring an inset handle available in four colour choices, Tavole oozes rustic charm.

The seven colour choices can be combined to stunning effect, whilst the standalone island and sideboard units help to create a totally bespoke feel in your finished kitchen.

### Door finishes



*Fresh Ginger*



*Forest Oak*



*Deep Cherry*



*Snow Cloud*



*Cerulean Blue*



*Dust Grey*



*Sable*

### Handle choices



*Florentine Bronze*



*Polished Chrome*



*Satin Chrome*



*Brass*


# Tavole

## Snow Cloud, Deep Cherry & Fresh Ginger

The Tavole colour palette has been chosen to work in harmony together as we've shown here by mixing three finishes. Don't be afraid to experiment to make your space truly individual.

Tavole is manufactured with a wood veneer made from European oak, which is stained to your desired colour as chosen above. The stain is designed to allow the natural characteristics of the wood to emerge and being a natural product, the oak will have variations of grain structure and shade. The images in this brochure are representative of the finished look of your kitchen, however we recommend that you examine a physical sample before making your final choice. These can be obtained via your retailer.





## Tavole Snow Cloud & Fresh Ginger

The standalone island and sideboard bring a contemporary twist to this country cottage kitchen. We've used chunky rails underneath the units and to both sides of the Belfast sink unit to create a framed effect.

**Quooker** Featured: Quooker Flex Tap see page 177





Tavole Snow Cloud featuring Eco Slabstone Hares splashback.



Our sideboards are standalone furniture pieces that you can add to any room in the house to create a cohesive design scheme. Available in a variety of widths and with two door height options.



## Tavole Sable & Deep Cherry

Our clever easy access larder includes shelves that step back so you can reach items even on the highest shelf. We've added a spice rack to the back of the door to maximise the storage.





# Faversham

## Atlantic

The dramatic deep blue of the Atlantic colour highlights the wood grain of the door beautifully.

## Faversham Collection

A striking blend of classic shaker and contemporary handleless styles, Faversham will elevate your kitchen to another level. This solid timber door with integrated handle has a beautiful woodgrain finish and narrow shaker frame.

Select from our carefully curated palette of 30 beautiful colours or use our colour match service to create a kitchen as individual as you are.

Door finishes







## Faversham Bright White, Soft Black and Lavender

The contrast of the Soft Black island and Bright White cabinets with White minerva® worktops is enhanced with the addition of a Lavender Lifestyle Larder for a pop of colour.





# Faversham Cashmere & Atlantic

Rich Cashmere tall and base units are contrasted beautifully by the pop of colour on the Atlantic island.



Featured: Fusion Square All-in-One tap  
Featured: Nordic Square boiling water tap



# Elswick Collection

Elswick is a fresh take on the classic shaker door. With a simple narrow shaker frame, this solid timber door can be styled to achieve a more modern or a timeless traditional look through the careful choosing of accessories.

Our beautiful palette of 30 colours leave you spoilt for choice, or create a truly bespoke kitchen unique to you using our colour match service.

Door finishes



# Elswick Pearl & Sapphire

The neutral tones of Pearl are lifted by the vibrant Sapphire colour featured on the island and in the adjoining utility room. Tongue and groove panelling creates a cottage kitchen feel to really complement the Belfast sink, whilst feature posts create an in-frame look underneath the cabinets.

Handles: H1061 Chrome Bevelled D Handle, H1062 Chrome Bevelled Knob.





## Elswick Stone & Thicket

The warm tones of Stone are beautifully complemented by the rich Thicket green of the tall units. We've created extra drama and height by adding bridging cabinets to the top of the tall units.

Handles: H1047 Brushed Satin Brass Cup Handle, H1048 Brushed Satin Brass Knob.



## Elswick Stone

We've made the most of the space underneath the window to create a cosy low seating area, with built in shallow drawers to store away any clutter.



**feature**

## Elswick Sapphire

Maximise your available space by creating a bespoke washer and dryer stack. Fabricated on site using painted panels to match the door, this is the perfect way to keep your laundry appliances hidden away.





# Durham

## Sapphire

The Durham 1000mm wide bi-fold dresser with cornice and under cornice for a dramatic look.  
Handles: H1044 Satin Brass Cup Handle, H1043 Satin Brass Knob.

Made to Measure  
SERVICE

## Durham Collection

A true in-frame door, Durham brings a touch of luxury to the kitchen.  
This Italian made, solid timber door and frame with beautiful beading detailing on the inner door takes the traditional kitchen look to the highest level.

The finishing touches in Durham will make all the difference. The canopy is a lovely, ornate housing for an extractor, whilst the bi-fold dresser unit brings a touch of opulence. Add to that the stunning colour palette of 30 finishes and you can create a timeless, bespoke kitchen design to enjoy for years to come.

### Door finishes



Colour  
MATCHING  
Service







## Durham Light Grey, Cool Grey & Desert Pink

A functional and comfortable space for the family to gather, we've created bench seating with tongue and groove panelling and completed the look with skirting plinth and cornice with under cornice for extra height.

Handles: H1031 Antique Bronze Knob.



## Durham Soft Black

Solid Oak Dovetail drawers bring a touch of luxury and elevate the kitchen. Furnish with our bespoke solid oak cutlery inserts.

Handles: H1022 Chrome Cup Handle, H1025 Chrome Round Knob & Back Plate.







## Durham Warm Earth & Pearl

A dramatic and classy look has been created with extra tall oven housings and wall units, topped off with beautifully sculptured cornice, given extra height with under cornice.

Handles: H1030 Antique Bronze Cup Handle, H1031 Antique Bronze Knob.



Featured: The Quooker Flex Tap - see page 177.





# Washington

## Dust Grey

Dust Grey bridging units and panels are mixed with Solutions White Oak shelving to create a boot room.

Handles: H1020 Chrome Cup Handle.

# Washington Collection

A velvet smooth painted shaker, in a choice of 30 beautiful finishes.

A traditional painted shaker kitchen that delivers understated luxury. Soft and smooth to the touch yet durable and hardy to stand up to everyday life.

Accessorising this kitchen with mantle shelves or wine and plate racks creates a traditional room, or include square end posts for a more modern influence.

### Door finishes

|              |             |           |           |             |                                  |
|--------------|-------------|-----------|-----------|-------------|----------------------------------|
| Bright White | Porcelain   | Pearl     | Ivory     | Mussel      | Stone                            |
| Light Grey   | Pebble Grey | Dust Grey | Cool Grey | Cinder      | Graphite                         |
| Soft Black   | Breeze      | Aegean    | Sapphire  | Atlantic    | Indigo <small>NEW</small>        |
| Midnight     | Sage        | Olive     | Pale Teal | Meadow      | Heather Green <small>NEW</small> |
| Thicket      | Lavender    | Damson    | Cashmere  | Desert Pink | Warm Earth                       |





# Washington Stone & Cinder

A mix of colours creates a stunning contrast in this Washington kitchen. Dressed with minerva® Carrara White worktop.



H1094B Matt Black Ribbed Knob & Back Plate, H1093 Ribbed Cup Handle.



## Washington Stone & Cinder



Bridging units have been used to create extra height and additional storage above the larders, whilst the blind corner larder makes superb use of space.

## Washington Porcelain & Dust Grey

Washington Porcelain and Dust Grey with glass wall units, plate racks and the mantle shelf. Also featured is our Eco Slabstone Splashback in Herringbone Porcelain Cream.



H1099 Dark Brushed Brass T-Bar Knob, H1100 Dark Brushed Brass Bar Handle.





Clarkwell  
Ivory & Sapphire

The ever popular Ivory painted shaker is offset beautifully with the richness of Sapphire - enhanced by the 25mm minerva® Carrara White worktops.  
Handles: H820 Stainless Steel Collar Bar Handle.

Colour  
MATCHING  
Service



Made to Measure  
SERVICE

Clarkwell Collection

A refined solid hardwood shaker in a choice of solid oak and 30 painted finishes.

The Clarkwell Collection is a much sought-after style suited to classic and modern homes. The natural woodgrain comes alive as the finishing process takes place.

Choosing from our rich palette of finishes, or selecting a shade of your choice using our colour match service, you will have a kitchen of distinction.



Door finishes

|              |             |           |           |             |               |
|--------------|-------------|-----------|-----------|-------------|---------------|
| Bright White | Porcelain   | Pearl     | Ivory     | Mussel      | Stone         |
| Light Grey   | Pebble Grey | Dust Grey | Cool Grey | Cinder      | Graphite      |
| Soft Black   | Breeze      | Aegean    | Sapphire  | Atlantic    | Indigo        |
| Midnight     | Sage        | Olive     | Pale Teal | Meadow      | Heather Green |
| Thicket      | Lavender    | Damson    | Cashmere  | Desert Pink | Warm Earth    |





Clarkwell  
Graphite & Light Grey

A beautiful and fresh mix of two colours creates a spectacular result. Dressed with 25mm minerva® Carrara White worktops.

Handles: H504 Pewter Strap Handle, H1009 Pewter Round Knob.



Clarkwell  
Light Grey & Sage

A beautiful and fresh mix of two colours creates a spectacular result. Dressed with 25mm minerva® Carrara White worktops.

Handles: H504 Pewter Strap Handle, H1009 Pewter Round Knob.







# Georgian Thicket

The gorgeous deep green of Thicket contrasts beautifully with the copper handles. We've used under plinth and modular pilasters to create a framed look for the island.

H1045 Brushed Copper Cup Handle, H1046 Brushed Copper Knob

Colour  
MATCHING  
Service



Made to Measure  
SERVICE

## Georgian Collection

A solid timber shaker with a subtle beaded detail in a choice of solid oak and 30 painted finishes.

The Georgian Collection is very special - the beading detail really sets it apart from the crowd.

Our colour matching service will allow you to design your kitchen in a shade you've been yearning for. With our extensive choice of handles in lots of styles and finishes, your kitchen will be truly unique.



Door finishes

|              |             |           |           |             |               |
|--------------|-------------|-----------|-----------|-------------|---------------|
| Bright White | Porcelain   | Pearl     | Ivory     | Mussel      | Stone         |
| Light Grey   | Pebble Grey | Dust Grey | Cool Grey | Cinder      | Graphite      |
| Soft Black   | Breeze      | Aegean    | Sapphire  | Atlantic    | Indigo        |
| Midnight     | Sage        | Olive     | Pale Teal | Meadow      | Heather Green |
| Thicket      | Lavender    | Damson    | Cashmere  | Desert Pink | Warm Earth    |





## Georgian Damson & Lavender

A stunning colour combination, Damson base and tall units with Lavender wall units. We've used bridging units above the wall units to create height in the kitchen.

Handles: H1024 Black Satin Cup Handle, H1026 Black Satin Knob.





Georgian Ivory - The ever-popular Ivory, shown here with a working mantle and paired with our H962 copper angular handle.



Georgian Light Grey - the beaded shaker design with a stunning grain.



# Georgian Aegean & Breeze

The contrast between Aegean and Breeze really makes a statement in this design. Featuring our working mantle and glass dressers. Curved end posts and a stepped plinth creates a rich look.

Handles: H1024 Black Satin Cup Handle, H1026 Black Satin Knob.



## Georgian Stone & Ivory

The richness of Stone and the natural beauty of Ivory produce a charming statement.



## Georgian Cinder & Lavender

We've created a dramatic effect by pairing Cinder and Lavender, set off beautifully with our stepped plinth on the tall and base units. A framed effect has been created on the island using modular pilasters and under plinth.

Handles: H1022 Chrome Cup Handle, H1025 Chrome Round Knob & Back Plate.







Brompton  
Graphite & Dove Grey

The dramatic colour of the Graphite works beautifully with the warm tones of Solutions Tobacco Oak open shelving.  
Handles: H1066 Rose Gold Textured Bar Handle.

# Brompton Collection

A beautiful silky smooth five-piece shaker door with a narrow frame.

Brompton brings elegance and simplicity to the kitchen with a smooth, easy clean finish available in six natural shades that work perfectly together. Mix the colours across your kitchen to create a space that's truly your own.

Enrich your kitchen design even further with our range of accessories including curved end posts, pilasters, and a working mantle.

Door finishes

|   |   |   |
|---|---|---|
|  |  |  |
| White   | Dove Grey   | Dust Grey   |
|  |  |  |
| Graphite  | Cashmere  | Stone   |



## Brompton Light Grey & Dust Grey

The simplicity of Dove Grey is enriched by the Dust Grey larder, featuring curved end posts and classic cornice. Extra tall oven housing units and larder create height and drama. Handles: H1067 Black Textured Bar Handle.

**Quooker** Featured: Fusion Square tap in Black.







Brompton Graphite & Dove Grey



Get creative with your kitchen design to make it work for the whole family – why not create a dog bath area in the utility room for easier cleaning after those muddy walks!



## Brompton Dust Grey Combi Larder

Never struggle for storage in your kitchen again with our Combi Larder – use it for cleaning and laundry, coats and shoes and even essentials for your beloved pets. See pages 24-25 for the options available.





# Grained Sea Blue

This rich shade of blue will add vibrancy to your kitchen design and works perfectly with the Dove Grey wall units.  
H1032 Satin Brass Curved End Handle.












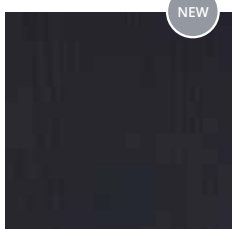
## Grained Collection

Beautiful and practical woodgrain effect shaker kitchens.

With 11 luxurious colours and a light oak effect, the Grained Collection is a stunning and attainable alternative to painted timber kitchens. The colour palette is designed to work in harmony, so you can mix colours across your kitchen units to reflect your own style.

Add richness to your kitchen design with the curved end posts, or use bi-fold units and contemporary handles to achieve a more modern finish.

### Door finishes

|   |   |   |
|---|---|---|
|   |   |   |
| Ivory   | Dakar   | Mussel  |
|  |  |  |
| Dove Grey   | Stone Grey  | Cashmere  |
|  |  |  |
| Dust Grey   | Oak   | White   |
|  |  |  |
| Graphitre   | Sea Blue  | Indigo  |

NEW



## Grained Dove Grey & Dust Grey

Cool and neutral Dove Grey mixes beautifully with Dust Grey to enhance many room and decor styles. Dressed in this set with 25mm minerva® White worktops.

Handles: H150 Chrome Cup Handle, H149 Chrome Knob.







## Grained Oak

A natural pale oak shaker, use to accent a painted kitchen or on its own for a light and fresh finish.

Handles: H942 Antique Effect Strap Handle.



## Grained Mussel

An elegant neutral option, Mussel works on its own or partners another Grained colour perfectly. Shown here with 25mm minerva® Fossil worktops.

Handles: H363 Pewter Effect Strap Handle.



Glass doors

### feature

Glass cabinets offer a smart solution for featuring your display items



Curved end posts

### feature

Curved end post offers a distinguishing feature



Curved door units

### feature

Curved doors available in all colours in the Grained Collection





## Grained Cashmere & Stone Grey

The stunning combination of Cashmere and Stone Grey works beautifully - dressed in this set with 25mm minerva® Ice Crystal worktop.

Handles: H933 Satin Nickel Handle.



# Opaco Collection


A simple and smooth classic shaker-style kitchen.

Available in eight on-trend colours, Opaco offers a matt smooth painted effect shaker. Dress your kitchen traditionally with cup and knob handles, or add a contemporary twist using simple bar handles. Whichever you choose, you've got a timeless kitchen to be enjoyed for years to come.


A clean matt shaker with no lines or grooves.

A classic, timeless choice.


### Door finishes




Matt White



Matt Mussel




Matt Dove Grey




Matt Dust Grey




Matt Graphite



Matt Cashmere



Matt Ford



Matt Sea Blue

# Opaco Sea Blue

The rich Sea Blue colour contrasts beautifully with the white worktop on the island and chrome handles.





## Opaco Mussel

The smooth lines of Opaco with a natural wood effect worktop.

Handles: H146 Satin Nickel Handle.



## Opaco Dove Grey

Opaco Dove Grey shown with 25mm worktop which has a beautiful blend of earth tone colours.

Handles: H146 Satin Nickel Handle.





# Mala Cashmere

Shown with Solutions Tobacco shelving, minerva®  
Copper Fleck worktop.  
Handles: H1015 Copper Curved End Handle.

## Mala Collection


Italian styling at its very best.

Using the finest paints and lacquers, Mala offers a robust ultra high gloss or matt finish in a series of 14 contemporary tones.

The latest colours create a crisp appearance, whilst curved units and designer accessories allow for a lavish design.

Create a stunning contrasting look by pairing Mala with Solutions shelving.

### Door finishes



Gloss White




Gloss Dove Grey



Gloss Cashmere




Gloss Dust Grey




Gloss Porcelain




Gloss Graphite




Matt White




Matt Porcelain



Matt Dove Grey



Matt Cashmere



Matt Dust Grey



Matt Platinum Grey



Matt Graphite



Matt Indigo Blue



# Mala Gloss Graphite & Dove Grey

Dressed with copper accessories,  
shown with Solutions Tobacco.

Handles: H1015 Copper Curved End Handle.







## Mala Porcelain

Shown in Porcelain Gloss with our Grey Linen cabinet and minerva® Copper Fleck worktop.

Handles: H1015 Copper Curved End Handle.





## Profile Gloss Dove Grey

Gloss Dove Grey is a popular on trend colour – shown here with a curved island and deep pan drawers. Dressed with 25mm minerva® Grey Crystal worktop.

# Profile Gloss Collection

A contemporary handleless door representing the very best in Italian styling.

Using precision painting and lacquering techniques, the Profile Collection offers a choice of six super gloss finishes to help you create your dream kitchen.

Choose from the latest colours and finishes and enhance your design with curved units and appealing accessories.

### Door finishes



*Gloss White*



*Gloss Dove Grey*



*Gloss Cashmere*



*Gloss Porcelain*



*Gloss Dust Grey*



*Gloss Graphite*





## Profile Gloss White

Gloss White offers a timeless bright kitchen providing you with a limitless choice when choosing worktops and accessories. Dressed with 25mm minerva® Peak Stone worktop.



Corner Posts

### feature

External corner post with a matching channel to provide a linear continental touch



Curved Doors

### feature

Curved door available for base and wall cabinets



# Profile Matt Collection

A contemporary handleless door representing the very best in Italian styling.

The beauty and simplicity of the Profile handleless super-smooth matt painted door, now available in our full paint palette to give you even more variety.

Choose from our 30 stunning colour options to enhance your kitchen design - or be as bold as you dare and use our colour match service to create something truly unique.

## Door finishes



Colour  
MATCHING  
Service



## Profile Matt Dust Grey

The ever-popular dust grey is complemented perfectly with the Solutions Natural Oak open shelving. Also featured is the full height larder door with vertical handle



Profile Matt  
**Dust Grey**

Showing the versatility of Dust Grey – this time in a matt finish.





Profile Matt  
**Meadow and  
Pale Teal**

Two beautiful shades of green work in harmony to create a stunning space inspired by the natural world. Solutions Natural Oak panels around the breakfast bar seating continues the nature theme.





# Euro Collection

Stylish and unassuming, a stunning modern kitchen.


With a choice of five clean modern colours in matt finishes, the attraction of the Euro Collection speaks for itself. A clean and practical kitchen that is contemporary and easy to live with.

Mix shades, add your choice of worktops, splashbacks and handles to build your personalised kitchen.

### Door finishes




Matt Mussel




Matt Dove Grey



Matt Dust Grey



Matt Graphite



Matt Sea Blue

# Euro Matt Graphite

Bold and beautiful, the Graphite works so well with Solutions Tobacco Oak splashback.

Handles: H264 Stainless Steel Arch End Handle.





## Euro Matt Dove Grey

The beautiful and smooth Euro Matt Dove Grey.  
Shown here with Solutions Tobacco Oak splashback.  
Handles: H264 Stainless Steel Arch End Handle.



## Euro Matt Mussel

Modern and practical - Matt Mussel combined with the arch ended handle H264 makes this a strong design statement.





Euro  
Matt Dove Grey  
& Sea Blue

The striking Sea Blue island really elevates this kitchen, without overpowering the Dove Grey. The scheme is brought together with rich Solutions Tobacco Oak splashback.

Handles: H264 Stainless Steel Arch End Handle.



Handles are illustrated in relation to each other. Please see each description for sizes.

# handles

Doors and drawer fronts are not pre-drilled for handles, allowing you to choose alternative designs to those featured in the range photographs.



1. Handle H1007  
Long Chrome Rear Fix Handle  
200mm Long x 10mm High  
15mm Projection

2. Handle H1003  
Long Chrome Front Fix Handle  
200mm Long x 10mm High  
15mm Projection / 196mm Centres  
*(this handle is designed to be used along with H1007 where two handles meet – for example on larders or fridge freezers)*

3. Handle H1070  
Short Matt Black Rear Fix Handle  
180mm Long x 18mm High  
160mm Centres | 40mm Depth

4. Handle H1071  
Long Matt Black Rear Fix Handle  
180mm Long x 18mm High  
256mm Centres | 40mm Depth

5. Handle H1072  
Short Brushed Gold Rear Fix Handle  
200mm Long x 18mm High  
160mm Centres | 40mm Depth

6. Handle H1073  
Long Brushed Gold Rear Fix Handle  
200mm Long x 18mm High  
256mm Centres | 40mm Depth



7. Handle H941  
10mm Thick Chromed D-Handle  
200mm Long x 30mm High  
160mm or 192mm Centres

8. Handle H947  
25mm Thick Chromed D-Handle  
205mm Long x 29mm High  
160mm or 192mm Centres

9. Handle H933  
22mm Thick Satin Nickel D-Handle  
170mm Long x 30mm High  
160mm Centres

10. Handle H918  
20mm Thick Satin Nickel D-Handle  
150mm Long x 28mm High  
128mm Centres

11. Handle H146  
20mm Thick Satin Nickel D-Handle  
180mm Long x 35mm High  
160mm Centres

12. Handle H931  
23mm Satin Nickel D-Handle  
177mm Long x 37mm High  
160mm Centres

13. Handle H932  
15mm Thick Satin Nickel Strap Handle  
206mm Long x 24mm High  
192mm Centres

14. Handle H003  
24mm Thick Satin Nickel D-Handle  
152mm Long x 25mm High  
128mm Centres





15. Handle H917  
16mm Thick S/Steel Bar Handle  
185mm Long x 38mm High  
160mm Centres

16. Handle H264  
14mm Thick S/Steel Arch End Handle  
200mm Long x 34mm High  
160mm Centres

17. Handle H1015  
16mm Curved End Handle Copper  
200mm Long x 25mm High  
192mm Centres

18. Handle H1011  
16mm Curved End Handle Brushed Nickel  
200mm Long x 25mm High  
192mm Centres

19. Handle H1013  
16mm Curved End Handle Chrome  
200mm Long x 25mm High  
192mm Centres

20. Handle H1032  
16mm Curved End Handle Satin Brass  
200mm Long x 25mm High  
192mm Centres

21. Handle H1033  
9mm Slim D Handle Satin Brass  
186mm Long x 25mm High  
160mm Centres

22. Handle H1074  
Matt Black OceanIX Recycled Plastic D Handle  
138mm Long x 10mm Thick  
128mm Centres | 32mm Projection

23. Handle H1075  
Matt Black OceanIX Recycled Plastic Knob  
43mm Diameter x 24mm High

100%  
RECYCLED

100%  
RECYCLED



24. Handle H820  
16mm Thick Steel Collar Handle  
165mm Long x 30mm High  
128mm Centres

25. Handle H318  
16mm Thick S/Steel Bar Handle  
236mm Long x 36mm High  
177mm Centres

26. Handle H222  
12mm Thick S/Steel Bar Handle  
220mm Long x 30mm High  
160mm Centres

27. Handle H1019  
Black Chrome D Handle  
200mm Long x 17mm High  
160mm Centres | 29mm Projection

28. Handle H1018  
Stainless Steel D Handle  
200mm Long x 17mm High  
160mm Centres | 29mm Projection

29. Handle H962  
Copper Angular Handle  
200mm Long x 30mm High  
160mm Centres

30. Handle H1076  
Matt Black Knurled Knob  
152mm Long x 25mm High  
128mm Centres

31. Handle H1077  
Matt Black Knurled D Handle  
152mm Long x 25mm High  
128mm Centres

32. Handle H1078  
Brushed Nickel Knurled Knob  
152mm Long x 25mm High  
128mm Centres

33. Handle H1079  
Brushed Nickel Knurled D Handle  
152mm Long x 25mm High  
128mm Centres

Handles are illustrated in relation to each other. Please see each description for sizes.



Handles are illustrated in relation to each other. Please see each description for sizes.



34. Handle H1038  
26mm Flared D Handle Chocolate  
169mm Long x 27mm High  
160mm Centres

35. Handle H1039  
26mm Flared D Handle Graphite  
169mm Long x 27mm High  
160mm Centres

36. Handle H1040  
26mm Flared D Handle Copper  
169mm Long x 27mm High  
160mm Centres

37. Handle H504  
Antique Bronze Strap Handle  
175mm Long x 26mm High  
96mm Centres

38. Handle H363  
18mm Pewter Effect D Handle  
140mm Long x 28mm High  
128mm Centres

39. Handle H942  
26mm Thick Antique Effect D Handle  
140mm Long x 24mm High  
96mm Centres

40. Handle H943  
30mm Antique Effect Cup Handle  
96mm Long x 20mm High  
64mm Centres

41. Handle H1009  
Round Knob Pewter  
40mm Diameter x 35mm High

42. Handle H1043  
Round Knob Satin Brass  
40mm Diameter x 35mm High

43. Handle H1044  
Cup Handle Satin Brass  
97mm Long x 37mm High  
64mm Centres / 24mm Projection

44. Handle H1025  
Chrome Round Knob  
59mm Long x 43mm High  
38mm Projection

45. Handle H1026  
Black Satin Round Knob  
59mm Long x 43mm High  
38mm Projection



46. Handle H1027  
Chrome Square Knob  
59mm Long x 43mm High  
38mm Projection

47. Handle H1028  
Black Satin Square Knob  
59mm Long x 43mm High  
38mm Projection

48. Handle H1022  
Chrome Cup Handle  
104mm Long x 32mm High  
64mm Centres | 23mm Projection

49. Handle H1024  
Black Satin Cup Handle  
104mm Long x 32mm High  
64mm Centres | 23mm Projection

50. Handle H1020  
Chrome Cup Handle  
130mm Long x 38mm High  
64mm Centres | 28mm Projection

51. Handle H1080  
Matt Black Cup Handle  
90mm Long x 20mm High  
76mm Centres

52. Handle H1081  
Matt Black Knob  
36mm Diameter x 45mm High

53. Handle H149  
Chrome Knob  
25mm Diameter x 30mm High

54. Handle H150  
Chrome Cup Handle  
90mm Long x 20mm High  
76mm Centres

55. Handle H1030  
Antique Bronze Cup Handle  
95mm Long x 30mm High  
64mm Centres | 28mm Projection

56. Handle H1031  
Antique Bronze Knob  
30mm Diameter x 26mm High



Handles are illustrated in relation to each other. Please see each description for sizes.

NEW

57



67



58



69



59



68



60



71



61



73



62



75



63



65



70



72



74



57. Handle H1082 (without back plate)  
Dark Brushed Brass Ribbed Bar Handle  
180mm Long x 20mm Thick  
160mm Centres | 30mm Projection

Handle H1082B (with back plate)  
Dark Brushed Brass Ribbed Bar Handle &  
Back Plate  
190mm Long x 25mm Thick  
160mm Centres | 34mm Projection

58. Handle H1083  
Dark Brushed Brass Ribbed Cup Handle  
105mm Wide x 45mm High  
64mm Centres | 24mm Projection

59. Handle H1084 (without back plate)  
Dark Brushed Brass Ribbed Knob  
32mm Diameter | 29mm Projection

Handle H1084B (with back plate)  
Dark Brushed Brass Ribbed Knob &  
Back Plate  
32mm Diameter | 33mm Projection  
Back Plate: 100mm Long x 25mm Wide

60. Handle H1085  
Dark Brushed Brass Ribbed Eclipse Handle  
80mm Wide x 40mm High  
64mm Centres | 26mm Projection

61. Handle H1086  
Dark Brushed Brass Smooth Eclipse Handle  
80mm Wide x 40mm High  
64mm Centres | 26mm Projection

62. Handle H1087 (without back plate)  
Brushed Satin Brass Ribbed Bar Handle  
180mm Long x 20mm Thick  
160mm Centres | 30mm Projection

Handle H1087B (with back plate)  
Brushed Satin Brass Ribbed Bar Handle &  
Back Plate  
190mm Long x 25mm Thick  
160mm Centres | 34mm Projection

63. Handle H1088  
Brushed Satin Brass Ribbed Cup Handle  
105mm Wide x 45mm High  
64mm Centres | 24mm Projection

64. Handle H1089 (without back plate)  
Brushed Satin Brass Ribbed Knob  
32mm Diameter | 29mm Projection

Handle H1089B (with back plate)  
Brushed Satin Brass Ribbed Knob &  
Back Plate  
32mm Diameter | 33mm Projection  
Back Plate: 100mm Long x 25mm Wide

65. Handle H1090  
Brushed Satin Brass Ribbed Eclipse Handle  
80mm Wide x 40mm High  
64mm Centres | 26mm Projection

66. Handle H1091  
Brushed Satin Brass Smooth  
Eclipse Handle  
80mm Wide x 40mm High  
64mm Centres | 26mm Projection

67. Handle H1092 (without back plate)  
Matt Black Ribbed Bar Handle  
180mm Long x 20mm Thick  
160mm Centres | 30mm Projection

Handle H1092B (with back plate)  
Matt Black Ribbed Bar Handle &  
Back Plate  
190mm Long x 25mm Thick  
160mm Centres | 34mm Projection

68. Handle H1093  
Matt Black Ribbed Cup Handle  
105mm Wide x 45mm High  
64mm Centres | 24mm Projection

69. Handle H1094 (without back plate)  
Matt Black Ribbed Knob  
32mm Diameter | 29mm Projection

Handle H1094B (with back plate)  
Matt Black Ribbed Knob & Back Plate  
32mm Diameter | 33mm Projection  
Back Plate: 100mm Long x 25mm Wide

70. Handle H1095  
Polished Nickel T-Bar Knob  
82mm Long x 19mm Thick  
37mm Projection

71. Handle H1096  
Polished Nickel Bar Handle  
210mm Long x 19mm Thick  
128mm Centres | 37mm Projection

72. Handle H1097  
Matt Black T-Bar Knob  
82mm Long x 19mm Thick  
37mm Projection


73. Handle H1098  
Matt Black Bar Handle  
210mm Long x 19mm Thick  
128mm Centres | 37mm Projection

74. Handle H1099  
Dark Brushed Brass T-Bar Knob  
82mm Long x 19mm Thick  
37mm Projection

75. Handle H1100  
Dark Brushed Brass Bar Handle  
210mm Long x 19mm Thick  
128mm Centres | 37mm Projection



Handles are illustrated in relation to each other. Please see each description for sizes.



76. Handle H1058  
Brushed Satin Nickel Round  
Scalloped Knob  
40mm Diameter | 37mm Projection

77. Handle H1057  
Brushed Satin Nickel Scalloped  
Cup Handle  
155mm Long x 31mm High  
128mm Centres | 29mm Projection

78. Handle H1056  
Black Nickel Round Scalloped Knob  
40mm Diameter | 37mm  
Projection

79. Handle H1055  
Black Nickel Scalloped Cup Handle  
155mm Long x 31mm High  
128mm Centres | 29mm Projection

80. Handle H1054  
American Copper Round Scalloped Knob  
40mm Diameter | 37mm Projection

81. Handle H1053  
American Copper Scalloped Cup Handle  
155mm Long x 31mm High  
128mm Centres | 29mm Projection

82. Handle H1062  
Chrome Bevelled Knob  
34mm Long x 34mm High  
23mm Projection

83. Handle H1061  
Chrome Bevelled D Handle  
142mm Long x 14mm High  
128mm Centres | 34mm Projection

84. Handle H1060  
Brushed Satin Nickel Bevelled Knob  
34mm Long x 34mm High  
23mm Projection

85. Handle H1059  
Brushed Satin Nickel Bevelled D Handle  
142mm Long x 14mm High  
128mm Centres | 34mm Projection

86. Handle H1064  
Iron Lacquer Rustic Knob  
32mm Diameter  
35mm Projection

87. Handle H1063  
Iron Lacquer Rustic D Handle  
149mm Long x 18mm High  
128mm Centres | 39mm Projection

88. Handle H1051  
American Copper Cup Handle  
104mm Long x 48mm High  
64mm Centres | 30mm Projection

89. Handle H1052  
American Copper Knob  
38mm Diameter  
32mm Projection

90. Handle H1049  
Black Nickel Cup Handle  
104mm Long x 48mm High  
64mm Centres | 30mm Projection

91. Handle H1050  
Black Nickel Knob  
38mm Diameter  
32mm Projection

92. Handle H1045  
Brushed Copper Cup Handle  
104mm Long x 48mm High  
64mm Centres | 30mm Projection

93. Handle H1046  
Brushed Copper Knob  
38mm Diameter  
32mm Projection

94. Handle H1047  
Brushed Satin Brass Cup Handle  
104mm Long x 48mm High  
64mm Centres | 30mm Projection


95. Handle H1048  
Brushed Satin Brass Knob  
38mm Diameter  
32mm Projection

96. Handle H1065  
Stainless Steel Textured Bar Handle  
220mm Long x 12mm Thick  
160mm Centres | 32mm Projection

97. Handle H1067  
Black Textured Bar Handle  
220mm Long x 12mm Thick  
160mm Centres | 32mm Projection

98. Handle H1066  
Rose Gold Textured Bar Handle  
220mm Long x 12mm Thick  
160mm Centres | 32mm Projection





FORM  
BY LOCHANNA

HANDLELESS KITCHENS



# Welcome

FORM by LochAnna introduces a range of true handleless kitchens in a mix of beautiful styles and finishes. From high gloss lacquered to solid timber painted doors, FORM includes designs to suit a wide range of tastes, so you can create your dream kitchen that's as individual as you are.



**WHY FORM?** At LochAnna, we understand that the kitchen is the heart of your home and should be a space that the whole family can enjoy for years to come. We're passionate about kitchens and have created a collection that offers choice, style and quality. We have a nationwide network of retailers, where a design expert will guide you through the process of making your dream kitchen a reality.



## C O N T E N T S

### DOOR SELECTOR

|                  |     |
|------------------|-----|
| Mala & Eterna    | 142 |
| Elswick & Strato | 143 |

### THE CABINET

|                       |     |
|-----------------------|-----|
| LochAnna FORM cabinet | 145 |
|-----------------------|-----|

### COLLECTIONS

|         |           |
|---------|-----------|
| Mala    | 146 - 149 |
| Eterna  | 150 - 153 |
| Elswick | 154 - 157 |
| Strato  | 158 - 161 |



Note: Colours are as accurate as the printing process allows, we recommend that you examine a physical swatch or sample before making your final choice. These can be requested via your retailer.



# Your Dream, Your Choice

Choosing the colours and finishes for your new kitchen can be daunting. Being brave with your colour combinations and mixing textures and materials can elevate your design to something truly unique. It's your kitchen, your choice, so don't be afraid to try something different – our showrooms have samples and swatches of our doors, worktops and even hinges that you can put together and see what works for you.

## Mixing materials



Mix woodgrains with different metal finishes for a bold look.

## Shades of blue



Combining blue and white will result in a clean, contrasting style.

## A splash of colour



Use colour as a focal point against shades of grey and soften with a warm woodgrain.

## Warm and welcoming



Rich and warm colours are offset with a marble style worktop finish.



An interesting contrast is achieved with the industrial style of the breakfast bar support and the rich, warm woodgrain of the dining table.



# Our Door Selector

The door choice in LochAnna FORM has been carefully selected from the very best Italian and British manufacturers. We have chosen only the finest painted smooth gloss and matt finishes, complemented by a broad colour choice of solid timbers and veneered woodgrains. Consider your handleless rail colour and open shelving – mixing colour, texture and style will create a truly individual kitchen. Your designer will be happy to guide you through the process.



**Mala**  
Manufactured and painted in Italy – in a mix of gloss and matt finishes.

|                    |                 |                |                 |                 |
|--------------------|-----------------|----------------|-----------------|-----------------|
|                    |                 |                |                 |                 |
| gloss white        | gloss porcelain | gloss cashmere | gloss dove grey | gloss dust grey |
|                    |                 |                |                 |                 |
| gloss graphite     | matt white      | matt porcelain | matt cashmere   | matt dove grey  |
|                    |                 |                |                 |                 |
| matt platinum grey | matt graphite   | matt dust grey | matt indigo     |                 |

NEW



**Eterna**  
Made from 100% recycled material, the bold Eterna finishes make a statement.

|                     |                  |                      |                 |
|---------------------|------------------|----------------------|-----------------|
|                     |                  |                      |                 |
| ossido grigio       | ossido marrone   | laguna grey aged oak | laguna dark oak |
|                     |                  |                      |                 |
| chalet light walnut | patagonia marble | venato marble        | nero marble     |

Note: Colours are as accurate as the printing process allows, we recommend that you examine a physical swatch or sample before making your final choice. These can be requested via your retailer.



**Elswick**  
A rich solid timber narrow framed shaker door, with a veneered centre panel.

Available in 30 stunning painted finishes or our Colour Match Service.

Note: As timber doors are made from a natural living material, some grain variation can be expected within products. This is normal and is considered to add an authentic look and feel to the products.



**Strato**  
A classic Italian veneered flat door - will work well alongside Mala.

Available in 30 painted finishes, our Colour Match Service or six natural stains\*

Note: Strato is manufactured with an oak veneer. Veneers are randomly selected and as a consequence, each door will be different in grain structure and can have variation in colour when stained. There is a horizontal grain on the doors.

|                 |            |             |               |            |
|-----------------|------------|-------------|---------------|------------|
|                 |            |             |               |            |
| bright white    | porcelain  | pearl       | ivory         | mussel     |
|                 |            |             |               |            |
| stone           | light grey | pebble grey | dust grey     | cool grey  |
|                 |            |             |               |            |
| cinder          | graphite   | soft black  | breeze        | aegean     |
|                 |            |             |               |            |
| sapphire        | atlantic   | indigo      | midnight      | sage       |
|                 |            |             |               |            |
| olive           | pale teal  | meadow      | heather green | thicket    |
|                 |            |             |               |            |
| lavender        | damson     | cashmere    | desert pink   | warm earth |
|                 |            |             |               |            |
| buff*           | pale oak*  | bronze*     | mezzo*        | mocha*     |
|                 |            |             |               |            |
| charcoal black* |            |             |               |            |

Colour  
MATCHING  
Service



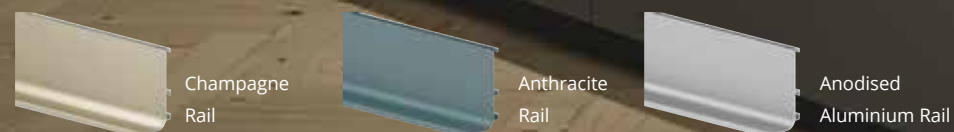


# Features of FORM...



## The Rails

Our handleless rail profiles are available in three colours to complement or contrast with your door choice



1



6 | 7 | 8



4



10

## The Cabinet

In beautiful grey linen, LochAnna FORM cabinets are manufactured to the highest standards, and include many exclusive and valuable features.

## Features

- 1: Complete with Salice titanium inline hinges
- 2: In a subtle Grey Linen finish it's easy to match with any door or style
- 3: Panels are 1mm ABS edged for extra durability, 2mm on loose shelf
- 4: Excel drawers supplied as standard, Excel Plus drawers available as an upgrade
- 5: For added strength all loose shelves are 25mm. Extra wall shelves available if required
- 6: All base cabinets have removable 18mm solid back panels for extra durability, 8mm back panels in wall units, larders and appliance housings
- 7: Base back panels have two positions to help with the installation of wirework or rear pipework (35 - 65mm)
- 8: Each cabinet has two crossrails / brace bars for extra strength
- 9: Cam and dowel construction for rigidity, and flexibility to adapt on site
- 10: Fully adjustable heavy duty legs







1



2



3



4

# MALA

## COLLECTION

Manufactured and painted in Italy, Mala brings together a mix of gloss and matt finishes in a series of contemporary tones. Using the finest paints and lacquers, Mala doors are designed to stand the test of time and look beautiful in your kitchen for years to come. Create a truly exclusive design by combining Mala with another of our collections. For the contemporary look, our Strato woodgrain door provides a tactile contrast, whilst our Elswick shaker door helps achieve a stunning fusion of traditional and modern styles.

### Door finishes

|                 |                 |                    |                 |
|-----------------|-----------------|--------------------|-----------------|
|                 |                 |                    |                 |
| gloss white     | gloss porcelain | gloss cashmere     | gloss dove grey |
|                 |                 |                    |                 |
| gloss dust grey | gloss graphite  | matt white         | matt porcelain  |
|                 |                 |                    |                 |
| matt cashmere   | matt dove grey  | matt platinum grey | matt graphite   |
|                 |                 |                    |                 |
| matt dust grey  | matt indigo     |                    |                 |

- 1: Mala Porcelain Gloss complemented by an Anthracite rail, contrasting 575mm high wall units in Strato Buff. Featuring minerva® Grey Crystal, natural worktops and the Industrial Breakfast Bar Support
- 2: Mala Graphite Gloss, accented with a Champagne rail and minerva® Desert Rock worktops
- 3: Box Shelves, with Solutions Tobacco Oak panels
- 4: Reeded glass wall units, also available with smoked glass (available 500 and 600mm wide)





## Mala Gloss Graphite

Our painted Mala door shown here on the island in Gloss Graphite, with Elswick solid timber shaker on the units behind. We've paired it with our champagne handleless profile rails, minerva® Desert Rock worksurfaces and splashback.



# ETERNA

NEW

## COLLECTION

Eterna could never be described as boring. Those daring enough can use the striking decors to create a truly unique and impactful kitchen design. Add in the fact that Eterna is manufactured from 100% recycled material and you have a stunning kitchen with eco credentials.

For those who prefer just a hint of flamboyant design, Eterna can be used as an accent alongside a more simple door design, such as our Mala Italian painted door.

### Door finishes



ossido grigio



ossido marrone



laguna grey  
aged oak



laguna dark oak



chalet light  
walnut



patagonia  
marble



venato marble



nero marble



1



2



3



4

1: Chalet Light Walnut island, paired with Mala Matt Indigo and Anodised Aluminium rails

2: Ossido Grigio on the island contrasts beautifully with Strato Meadow

3: The Venato Marble bridging units create a beautiful focal point

4: The Quooker Flex Tap in Chrome - see page 177 for more information





Eterna Laguna Dark Oak

The rich tones of the dark oak island offer a beautiful contrast to the Strato Indigo cabinets on the back wall and Anodised Aluminium rails.





# ELSWICK

## COLLECTION

A solid timber narrow framed shaker door with a veneered centre panel, Elswick brings a richness to the kitchen. Available in 30 stunning finishes, from cool greys to daring blues and purples.

The uncomplicated style of the Elswick door positions it perfectly to sit alongside one of our more contemporary collections. We love it paired with our Mala door to bring texture and depth to the kitchen.

### Door finishes

|   |   |   |   |   |   |
|---|---|---|---|---|---|
|   |   |   |   |   |   |
| bright white  | porcelain   | pearl   | ivory   | mussel  | stone   |
|  |  |  |  |  |  |
| light grey  | pebble grey   | dust grey   | cool grey   | cinder  | graphite  |
|  |  |  |  |  |  |
| soft black  | breeze  | aegean  | sapphire  | atlantic  | indigo  |
|  |  |  |  |  |  |
| midnight  | sage  | olive   | pale teal   | meadow  | heather green   |
|  |  |  |  |  |  |
| thicket   | lavender  | damson  | cashmere  | desert pink   | warm earth  |

Colour  
MATCHING  
Service



- 1: Elswick Graphite with the Champagne rail system, minerva® Desert Rock worktops and splashback
- 2: Elswick Damson, with Anodised Aluminium rails
- 3: Elswick Graphite double drawers
- 4: minerva® Desert Rock with a Designer 1.5 Bowl Sink





### Elswick Damson

The daring choice of Damson on the peninsular island brings richness to this kitchen, contrasting with Mala Matt Platinum Grey on the main kitchen and anodised aluminium handleless profile rails. We've chosen minerva® Nimbus Grey worksurfaces with upstands and accessorised with our box shelving, reeded glass doors and linear shelf supports with shelves to match the Mala doors.





1: Strato Buff and Mala Matt Porcelain shown together with Anthracite rails and minerva® Grey Crystal worktops  
 2: The Industrial Breakfast Bar Support and a natural wood table top creating a perfect dining space  
 3: 575mm high wall units in Strato Buff  
 4: Strato Meadow Island with Anodised Aluminium rails

# STRATO

## COLLECTION

Our Strato collection elevates a flat slab door to something a bit special. With an oak veneer featuring a beautiful horizontal grain structure, Strato is available in 30 painted finishes or six natural stains.

Strato is made for the adventurous amongst us – mix the natural woodgrains with painted finishes, or even pair it with our Mala gloss doors to create a stunning contrast.

### Door finishes

|              |             |           |           |             |                |
|--------------|-------------|-----------|-----------|-------------|----------------|
|              |             |           |           |             |                |
| bright white | porcelain   | pearl     | ivory     | mussel      | stone          |
|              |             |           |           |             |                |
| light grey   | pebble grey | dust grey | cool grey | cinder      | graphite       |
|              |             |           |           |             |                |
| soft black   | breeze      | aegean    | sapphire  | atlantic    | indigo         |
|              |             |           |           |             |                |
| midnight     | sage        | olive     | pale teal | meadow      | heather green  |
|              |             |           |           |             |                |
| thicket      | lavender    | damson    | cashmere  | desert pink | warm earth     |
|              |             |           |           |             |                |
| buff         | pale oak    | bronze    | mezzo     | mocha       | charcoal black |

Note: Strato is manufactured with an oak veneer. Veneers are randomly selected and as a consequence, each door will be different in grain structure and can have variation in colour.

Colour  
MATCHING  
Service







### Strato Meadow

Our Strato door painted in Meadow on the island is a beautiful contrast to the natural hue of the shaker door on the units behind and gives an interesting mix of styles and textures to this kitchen. The gin bar and smoked glass doors are an indulgent modern touch.



# Space Saving Storage Solutions



Life can be more simple.

Why not add storage options to make access into your cabinets much easier?

Our range of powder coated Kesseböhmer tall and base unit clever storage options save you bending and reaching into those hard-to-access places.

The name Kesseböhmer stands for innovative solutions and a powerful blend of design, function and quality, all backed by a 10 year guarantee.

## larder storage



300mm Soft Close Larder Pull Out with Baskets



600mm Soft Close Tandem Larder with Baskets



500 / 600mm Soft Open Tandem Solo Larder with Baskets



Soft Close 150mm Pull Out Base with Trays



Soft Close 150mm Pull Out with Towel Rail & Tray



Soft Close 300mm Pull Out Base with Baskets

## base unit storage

## corner unit storage




Le Mans for 1000mm Corner Larder (4 x Trays), soft close attachments available



Magic Corner for 1000mm Corner Base Unit. LH/RH (RH Shown). Soft close



Le Mans for 1000mm Corner Base Unit (Supplied in pairs). LH/RH available. Soft close attachments available. Suitable for use underneath a drawer



¾ Carousel for 950L Corner Base Unit. 700mm Diameter. Supplied in pairs

## excel corner optimiser



Universal corner optimiser. Available in 3 sizes, 800mm, 900mm and 1000mm corner base



# Drawer Storage & Accessories

With our new range of drawers and accessories, you can configure your storage exactly how you want it. From cutlery trays through to plate racks and pan storage, you'll find an option perfect for your needs.



Excel twin walled drawer



Solid Oak Dovetail drawer – bespoke cutlery insert available as shown



Excel standard height internal drawer. Available in sizes from 300-1000mm



Excel pan height internal drawer. Available in 300mm, 500mm & 600mm wide. (Must be fitted with 155° hinges)



Excel Plus glass internal drawers. Available in 300-1000mm widths, standard and pan. (Must be fitted with 155° hinges)



Anthracite cutlery tray, fits Excel drawers. Available in 400mm-1000mm widths



Beech cutlery tray, engraved with LochAnna branding, fits Excel drawers. Available in 500mm-1000mm widths



Our beech cutlery trays and inserts feature beautiful LochAnna branding

We have introduced a selection of four beech inserts to fit into our 800, 900 & 1000mm wide anthracite cutlery trays. The 800mm trays have one space for an insert, the 900 & 1000mm have two spaces.



Anthracite cutlery tray, shown with one beech insert



Anthracite cutlery tray, shown with two beech inserts



Knife block insert



Foil/film holder insert



Spice tray insert



Chopping board insert

We also have a choice of accessories for our pan drawers



Excel pan drawer glass sides (Compatible with Excel pan drawers only)



Beech plate rack insert. Available in 600mm, 800mm, 900mm & 1000mm widths (Compatible with Excel pan drawers only)



Beech pan & plate stacker insert. Available in 600mm, 800mm, 900mm & 1000mm widths (Compatible with Excel pan drawers only)

Note: our plastic accessories are not compatible with Durham

Note: our plastic accessories are not compatible with Durham



# Accessories

Our selection of carefully chosen accessories will transform your kitchen and help create a beautiful and functional space that works for the whole family.



Telescopic towel rail in aluminium effect



Glass Shelf - 500mm. Available in 4mm & 8mm thick glass



Soft close pull out baskets. Available in 500mm & 600mm



Industrial Breakfast Bar Support: Available in two heights, 870mm for breakfast bars and 720mm for dining height, this robust and stylish leg will offer a lasting design feature for a dining kitchen. Both are 700mm wide, fabricated from 25mm x 75mm box steel



Box Shelves: Available in 600mm & 900mm widths and can be joined to create interesting designs and storage solutions – use panels in matching or contrasting door colours to create the shelf bases. Available in Black



300 Eco bin (35L) 1 x 35L. Suits 300mm base unit



400 Eco bin (64L) 2 x 32L. Suits 400mm base unit



450 Eco bin (70L) 2 x 35L. Suits 450mm base unit



Soft close Salice nickel hinge



Soft close Salice titanium hinge



Modern glass doors: Beautiful reeded or smoked glass doors add a contemporary look to the kitchen. Available in 500mm & 600mm widths. (Glass shelves must be purchased separately.)



500 Eco bin (70L) 2 x 35L. Suits 500mm base unit



600 Eco bin (80L) 2 x 40L. Suits 600mm base unit



600 Eco bin (86L) 2 x 35L, 2 x 8L. Suits 600mm base unit



Breakfast bar leg



Sink base liner, available to suit cabinets 500 -1000mm



Wicker Basket: Available as an optional extra, these hard-wearing baskets can be fitted into any of our cabinets, but look especially good in the top central section of our Butler's Pantry. Measurements (mm) 195H x 220W x 220D



# Lighting

One of the first things you'll need to consider when planning your new kitchen is the lighting, as wiring needs to be installed at the start of the project, before plastering, decorating and the fitting itself. It's an integral part of any scheme and this is your perfect opportunity to create the right ambience. Most lights are dimmable and available in either natural or warm white to suit the kitchen style and tone. Your designer will guide you on the extensive range available.



## LED Tape Lighting

Our tape lighting and profiles create a contemporary long ribbon of lighting under and over cabinets



## LED Drawer Light

The ideal solution to illuminate pan drawers, our drawer light works on a sensor when the drawer is opened and is angled to optimise the illumination of the inside of the drawer



## LED Under Cabinet Light

Our under cabinet lights are ideal for creating task lighting for everyday jobs such as food preparation. Available in natural or warm white, our cabinet lights are all dimmable and can be controlled with sensors



## LED Plinth Light

Plinth lights can be used to make a feature of your lighting. Leave plinth lights on when task lighting is switched off to create a relaxing ambience in the kitchen

This is just a small selection of lighting solutions available - ask for details



## Selecting the Correct LED Colour

Using the correct lighting colour temperature for your kitchen is important but can sometimes come down to personal preference.

Warm white (3000K) lighting is mostly used in traditional kitchens whereas natural white (4000K) lighting is more suitable for modern and contemporary kitchens.



warm white (w/w)



natural white (n/w)





# Eco Slabstone Splashbacks

Eco Slabstone is an eco-friendly engineered stone, made from 93% clean quarry stone waste, a commercial by-product of crushing stone for use in building and infrastructure projects. During the manufacturing process, no heat is required for the product to naturally cold cure, this gives Eco Slabstone unique eco credentials. Eco Slabstone not only upcycles stone waste, it also leaves virtually no carbon footprint in its manufacture. In 2012 Eco Slabstone was recognised for its unique eco credentials by Europe Innova.

## Victorian



Teal Blue



Soot Black



Pencil Grey



Olive Green



Yale Blue



Terracotta Orange

**ECO SLABSTONE**



## Eco Friendly Kitchen Splashbacks Made in Wales



Handmade into a thin stone slab, they are decorated and finished with either a matt or gloss lacquer to create our unique eco-friendly splashbacks. This exciting range of splashbacks reflect a heritage of hand painting tiles gained over many years, applied to the 'Greenest' of materials.

The splashbacks are available in three sizes: 600x750mm, 900x750mm, 1000x750mm

### Hares



### Meadow - Steel Blue




### Meadow - Sage Green




### Star Flower - Buttermilk Cream



### Star Flower - Pastel Blue




### Canterbury - Baltic Blue



### Canterbury - Charcoal Grey



### Herringbone - Porcelain Cream



Cashmere Pink



Indigo Blue



Marble Grey



Jade Green





Imperceptible, seamless, solid joints. minerva® is designed to deliver the best possible aesthetic results



Breakfast bars, splashbacks and upstands:  
Just some of the added attractions of choosing minerva®



Factory finished edges ready for fitting  
All minerva® worksurfaces are supplied ready for installation with smooth factory finishing on exposed edges



Pre-fabricated sink solutions  
Undermounted sink modules with factory applied drainer grooves saves time when it comes to preparation and installation

# minerva® solid acrylic worksurfaces

Welcome to **minerva®**: the home of practical and solid kitchen worksurface material, manufactured using state-of-the-art technology. Delivering a luxurious appearance, cool pleasing touch and robust performance from its solid 25mm thick material, **minerva®** has the advantage of being the same colour throughout. Such is the enduring quality of **minerva®** that we guarantee its quality against manufacturing defects for ten years. There are 18 superb colours to choose from with a number of light options to suit darker kitchen door finishes.

minerva® Calcutta White\*

minerva® Travertine Haze\*  
(Veined décor)

minerva® Silver Haze\*  
(Veined décor)

minerva® Concrete Haze\*  
(Veined décor)

minerva® Sparkling White

minerva® White

minerva® Carrara White\*  
(Veined décor)

minerva® Ice Crystal

minerva® Grey Crystal

minerva® Ice Blue

minerva® Copper Fleck

minerva® Caramel Crunch

minerva® Fossil

minerva® Desert Rock\*  
(Veined décor)

minerva® Amazonia Brown

minerva® Peak Stone

minerva® Nimbus Grey

minerva® Black Granite

\* Each of these worksurfaces are unique, reflecting the natural appeal of marble and stone.

Whilst **minerva®** sink modules are made from a solid piece of material, the recessed sections may have a slightly different pattern on some décors due to the spread of the coloured chips.

## Routine cleaning

**minerva®** does not require any specialist cleaning, simply wipe off with a damp cloth and soapy water. The worksurface should then be rinsed with clean water and wiped dry. Persistent marks can be removed by using a mild abrasive cleaner, but harsh scouring powders should be avoided. Unlike marble and granite, **minerva®** is non porous, hygienic and will resist most household chemicals including alcohol.

## Heat

**minerva®** will withstand heat better than many alternative surface materials with boiling water and cooking splashes not being an issue. All hot pots, pans and other heat generating devices should always be placed on a trivet or worktop protector rods.

**minerva®** is supported by the FIRA Gold Award for product excellence and covered by a 10 year manufacturer's product guarantee.

## Minor scratching

Kitchen utensils and unglazed crockery can sometimes cause scratches that will be more evident on darker colours. Use of a cutting board is essential though minor scratches can easily be removed using the abrasive pad and other items from the care kit.







# Solutions Panels & Open Shelving

A range of accessory panels in three realistic woodgrains & one concrete effect. Offering you a natural contrast to modern door finishes, whether your kitchen choice is matt, gloss, cream, mussel, white or any of the shades of grey, you can include Solutions. Create open shelves and bespoke units that are seen in the most contemporary rooms to produce that finishing touch.



## Shelving

Use Solutions panels to create practical but fashionable shelving to complement your kitchen or living area. Shelving can be the answer to an unusual sized space or a challenging ceiling pitch



## Open Shelving

A stunning open display adds a richness to a modern Dove Grey kitchen



## Splashbacks

An effective and modern alternative to tiles. Simple to install and you'll enjoy the benefit of Solutions for years to come



Solutions Natural Oak



Solutions Tobacco Oak



Solutions White Oak



Solutions Concrete



# Sinks & Taps

Our range of Carron Phoenix sinks & taps combine innovative design with ultimate functionality. From traditional charm to cutting edge minimalism, our collection encompasses the very best modern design and materials to help you create a kitchen bursting with beautiful products. For the tap that does it all in a range of stunning designs and finishes, a Quooker tap will quickly become an indispensable tool in your kitchen.



**Granite**  
Moulded from a mix of 20% resins and 80% granite, these sinks really stand up to the most rigorous of tests, with anti-bacterial agents built in



**Stainless Steel**  
Still today's most popular material in square, rounded, deep or shallow bowl options - there are a number of styles or configurations to choose from



**Ceramic**  
For the traditionalist there are several shapes and sizes with Belfast or over mounted models in the portfolio



**Taps**  
Ultra modern pullout spray taps, traditional swan neck or single lever - the choice is yours with chrome, steel and even black alternatives available. Choose Quooker for the tap that does it all




This is only a small selection of options available - ask your retailer for more details



Quooker®

THE TAP THAT DOES IT ALL

100 °C BOILING, CHILLED AND SPARKLING



Featured:  
The **Quooker** Flex Tap

The Flex is the only Quooker tap with a handy, flexible pull out hose. Dispenses 100°C boiling, hot and cold water. The boiling water stop ensures that the Flex can never dispense boiling water when the pull out hose is pulled out.





# Proud to be Built in Great Britain

We go above and beyond to make sure that all of our kitchen ranges are innovative, flexible in design and provide choice for every customer taste, style and trend

We know that a kitchen not only has to look great, it also has to work well and last. We believe that we have covered everything – choice, flexibility and quality guarantees on every range

Our products, developed through years of experience by us and our partners, are amongst the best in the world with awards for production and quality





*The kitchen has a lot to live up to...*

...a space to entertain, a place where meals are cooked or a point where busy families gather.

With 396 superb ranges and a wide range of accessories to choose from, we can help create the kitchen you need for your life.

LochAnna  
———— kitchens ————



[www.lochannakitchens.co.uk](http://www.lochannakitchens.co.uk)

