

LochAnna

———— kitchens ————

B E A U T Y A N D S P A C E

C R E A T I N G A K I T C H E N F O R T H E L I F E Y O U L E A D

2 0 2 5



Welcome to our latest collection

LochAnna epitomises stylish and practical design and we are proud to showcase our latest ideas and inspirations to guide you on your kitchen journey and deliver a practical and beautiful space to meet your needs.

Storage, colour and material finish are important to give your new kitchen personality, and your LochAnna Studio will help to make these dreams a reality.

Our Kitchen Collections 6 - 9

With 578 different options across 24 different door ranges, we can satisfy all tastes and budgets. Our colour matching service allows you to select your kitchen in a shade to suit your taste.

Discover Our Lifestyle Larders 10 - 13

Focusing on tall storage, there are lots of options to make the most of precious space.

Browse Our Kitchen Collections 14 - 167

Peruse our 24 different kitchen styles in detail. From classic to sleek modern and everything in between, including a huge selection of handles to stamp your mark on your dream kitchen.

For an ultra-contemporary look explore FORM, our European style true handleless collection.

Finishing Touches 168 - 179

Accessories to help to create a functional space, plus our eco-friendly range of splashbacks to add richness and a splash of colour to your kitchen.

Our Cabinets 180 - 181

We give lots of thought to what goes on behind the door - our cabinets have been designed with installers in mind and are made from the best quality materials.

Our Door Selector 182 - 189

To help you choose your perfect style and shade.



Our commitment to sustainability...



At LochAnna Kitchens, we are continually looking for ways to limit our impact on the environment and reduce our carbon footprint.

- 1** We've reduced our CO2 emissions by 44t annually by installing solar panels on our head office and warehouse. They produce enough power to allow us to supply surplus clean energy back to the grid in the summer.
- 2** All of the vehicles in our warehouse are electrically powered, and a large percentage of the energy these vehicles use comes from our own solar panels.
- 3** Sustainability is built into our design. From handles made of recycled fishing nets to collections crafted from 100% recycled wood, we're reducing waste and creating a more sustainable future- one product at a time.
- 4** Our doors and cabinets come from suppliers who solely use wood from sustainable sources.
- 5** Our oak dovetail drawer factory works with the One Tree Planted initiative. For each order, they plant a tree as part of global efforts to help with reforestation.



Eterna Collection:
made from 100% recycled wood



KITCHENS TEN YEAR GUARANTEE

10

YEAR

10 Year Guarantee

For added peace of mind, furniture is covered by our 10 year guarantee against manufacturing defects.

Kitchen Collections

To help with your selection we've grouped each door design into families



Valina - NEW

Featuring a micro shaker frame, Valina is a beautifully crafted solid timber door available in our 33 standard painted colours or colour matched to your favourite hue

14 - 21



Hutton

A solid timber inframe effect door in a choice of 33 standard colours or painted in a colour of your choice

22 - 29



Strato

An oak veneered slab door available in 39 standard finishes or colour matched to your chosen shade.

30 - 33



Rowan

Rowan features square and concave beading around the inside of the frame for a completely unique look. Available in 33 standard painted colours or custom painted to the hue of your choice

34 - 39



Ainsdale

In a choice of nine finishes, Ainsdale is a solid wood-effect shaker which is both affordable and beautiful

40 - 43



Kirkham 44 - 47

A solid timber-effect beaded shaker available in eight on-trend finishes



Durham 48 - 55

A luxurious solid timber true in-frame door, available in 33 carefully chosen colours or our colour match service



Faversham 56 - 61

With an integrated handle, this stylish real timber shaker door is available in our palette of 33 colours or our colour match service



Mala 116 - 121

The best in Italian manufacturing – a superior quality painted door available in six gloss and ten matt finishes



Euro 122 - 127

Contemporary and chic in five matt finishes makes this affordable collection a winner



Profile Gloss & Matt 128 - 135

Ultra smooth handleless in six popular gloss finishes and 33 stunning matt painted colours, plus our colour match service



Thistleton 62 - 67

With a beautiful slim frame, Thistleton looks equally at home in a modern design as in a more traditional setting



Washington 68 - 73

A velvet smooth painted shaker, choose from 33 exciting finishes or create your own using our colour match service



Elswick 74 - 79

A rich solid timber narrow framed shaker door. Choose from our palette of 33 colours or use our colour match service for a bespoke look



Clarkwell 80 - 85

A versatile solid hardwood shaker door offered in 33 tasteful finishes, or choose to personalise using our colour match service



Georgian 86 - 93

In a selection of 33 finishes, a charismatic and charming hardwood kitchen with a beaded frame. Customise using our colour match service



Brompton 94 - 99

A beautiful silky smooth five-piece shaker door with a narrow frame, available in six natural shades



Mala 152 - 155

Manufactured and painted in Italy – in a luxurious mix of six gloss and ten matt finishes



Grained 100 - 105

Cross modern and traditional borders with 13 beautiful tones in a grained timber effect finish. Stunning and affordable



Opaco 106 - 109

Subtle and uncluttered contemporary painted effect shaker in nine matt finishes



Eterna 110 - 115

If you're passionate about sustainability, then Eterna is made for you. Manufactured from 100% recycled wood




Eterna 156 - 159

A slab door available in eight striking finishes, Eterna is manufactured from 100% recycled wood



Elswick 160 - 163

An uncomplicated solid timber narrow framed shaker door with a veneered centre panel. Available in 33 finishes or customise with our colour match service



Strato 164 - 167

A classic Italian wood veneered flat door available in 33 painted colours and six stains, plus our colour match service for true customisation

HANDLELESS KITCHENS

DISCOVER THE POSSIBILITIES

Interesting and practical storage solutions can make all the difference in your kitchen. LochAnna's innovative range of storage options are designed to allow you to hide away clutter and create your dream kitchen that works for you every day.



BUTLER'S PANTRY
Our ever-popular Butler's Pantry includes space for a built-in microwave. Featured here are our new and improved spice racks.



PULL OUT DRAWER LARDER
A stylish and practical pull out larder unit using our solid Oak Dovetail drawers.



CORNER LARDER
Our diagonal corner larder makes even better use of space and is now also available in extra tall height as shown here.



SWING OUT LARDER
Simplify access to your essentials with our Vauth-Sagel TAL® Gate pull out wirework. Enjoy the convenience of soft-close functionality as standard, coupled with precision engineering for your peace of mind.

LIFESTYLE LARDER

Our Lifestyle Larders have been developed to reflect how you actually use your kitchen, offering affordable and accessible storage solutions.

The five styles are available in our six cabinet finishes. Feel free to mix and match your internal shelf and divider colour with the outer cabinet colour to create your own individual style.

The larders are also now available in extra tall to match our 900mm tall wall cabinets. All of our Lifestyle Larders have solid 18mm back panels to allow you to hang hooks and make full use of the space.




1000mm Cleaning & Utility Larder
Outer cabinet: Grey Linen
Inner shelves & dividers: Anthracite Linen



1000mm Combi Larder
Outer cabinet: Oak
Inner shelves & dividers: Stone Grey
Shown with two optional extra cubes in Oak & Stone Grey




800mm Laundry Stacker Larder in Extra Tall
Cabinet: Oak



800mm Laundry Stacker Larder

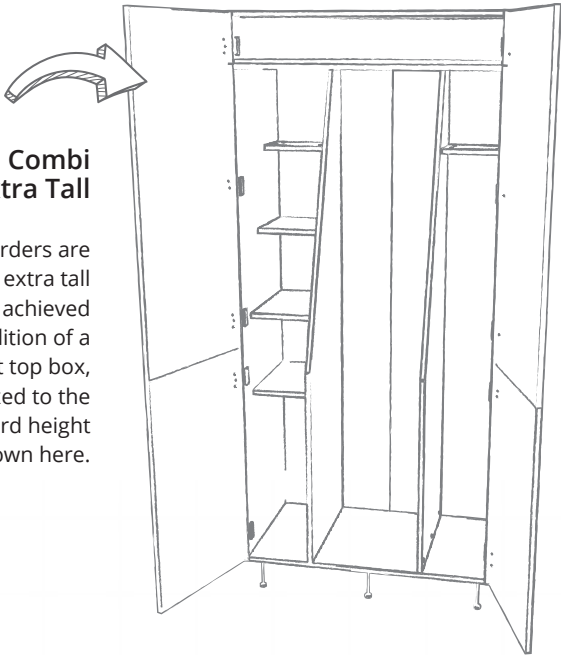
The perfect solution to hide away your washer and dryer. The specially designed cabinet is easily assembled on site, removing the need for your installer to fabricate a housing and saving you time and money.
The built-in pull out shelf uses blum runners and locks into position to hold your laundry basket securely.



1000mm Cleaning & Utility Larder

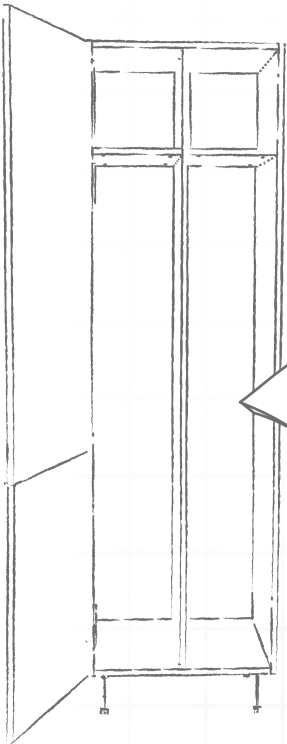
The ideal space to house your larger cleaning and laundry essentials. The shelves at the top are the perfect place to put your detergents and smaller appliances, whilst the tall storage can be used for ironing boards, mops and other taller items. The tall space will accept an ironing board up to 1600mm in height when folded.

There is the option to purchase four further loose shelves to change the use of the unit again.



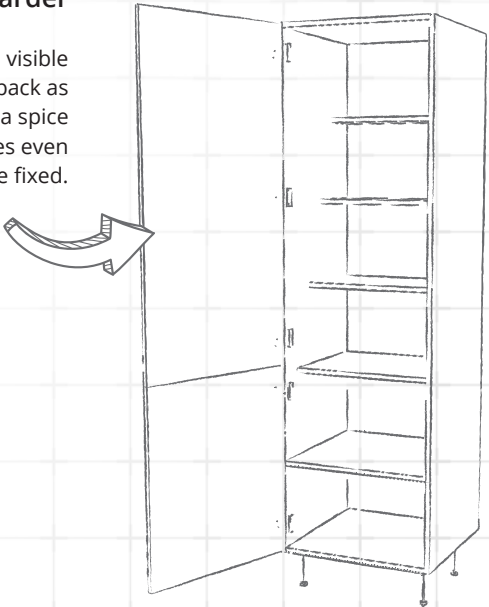
1000mm Combi Larder in Extra Tall

All our Lifestyle Larders are now available in extra tall versions. This is achieved with the addition of a separate cabinet top box, which must be affixed to the top of the standard height unit as shown here.



600mm Easy Access Larder

Everything stored in this larder is visible and accessible as the shelves step back as they get higher in the unit. Adding a spice rack on the back of the door gives even more storage. All shelves are fixed.



600mm Cleaning & Utility Larder

As with the 1000mm wide version, this larder allows for simple storage of ironing boards and vacuum cleaners. The space will allow for ironing boards up to 1600mm high and 250mm wide when folded and a vacuum cleaner up to 295mm wide.

Made to Measure
SERVICE

Valina

NEW

COLLECTION

Crafted from solid timber, Valina's refined proportions and subtle grain detailing strike a perfect balance between tradition and modernity. Its micro shaker frame brings a tailored, architectural feel that lends itself beautifully to both classic and contemporary kitchen designs.

A considered palette of accessories - from elegant shaker-style end panels to statement reeded glass doors - invites you to layer texture and tone, creating a space that feels curated, elevated and unmistakably personal.

Colour
MATCHING
Service



Select from our carefully curated palette of 33 beautiful colours or use our colour match service to create a kitchen as individual as you are. See page 186 - 187 for full range.



Valina Olive

Shown in Olive, Valina's micro shaker detailing feels both classic and contemporary - a grounded, elegant choice with enduring appeal.

A modern kitchen featuring dark blue cabinets with a rich, grained finish. The kitchen includes a large island with a white marble countertop and a built-in oven. The walls are a matching dark blue, and the floor is made of light-colored wood in a herringbone pattern. Large windows on the right side provide a view of the outdoors. The overall design is elegant and sophisticated.

Valina Midnight

Valina in Midnight exudes quiet opulence with its richly grained dark blue finish. Two-drawer cabinets maintain a refined, uncluttered look, allowing the subtle elegance of the slim shaker frame to take centre stage. This detailing is echoed in the island's framed end panels, bringing a sense of balance and cohesion to the overall design.

Valina Colour Match Mushroom Brown

Warm and quietly sophisticated, this finish enhances Valina's refined detailing. Reeded glass doors introduce texture and elegance, while plain panels on the island maintain a clean, pared-back aesthetic for a sense of balance and simplicity.





Valina Taupe

The distinctive beauty of Valina's reeded glass doors is celebrated in Taupe. The soft, neutral cabinetry brings gentle warmth to the space, adding a layer of understated elegance to the overall palette.

Made to Measure
SERVICE

Hutton

COLLECTION

Another exquisite solid hardwood door joins the LochAnna family. Hutton, with its inframe effect, offers the timeless elegance of an inframe kitchen at a more budget-friendly price.

Incorporating skirting plinths and under cornice enhances the grandeur of the kitchen, contributing to a stunning overall design.

Colour
MATCHING
Service



Select from our carefully curated palette of 33 beautiful colours or use our colour match service to create a kitchen as individual as you are. See page 186 - 187 for full range.



Hutton Indigo

Our immensely practical Laundry Stacker Larder, shown here in extra tall, includes a pull out shelf which locks into place to hold your laundry basket securely.



Hutton Soot

Rich and atmospheric, Soot is a true black that is increasingly popular for making a bold statement. Skirting plinths, tongue-and-groove panelling, and the use of mid-height wall units to add extra height all contribute to the dramatic appeal of this stunning kitchen.

Handles: H1106 American Bronze Curved D Handle and H1105 American Bronze Square Knob.



The Hutton door in Breeze features exquisite detailing that creates a beautifully refined in-frame effect.



Hutton dresser in Indigo.



Hutton Soot

Hutton offers a wide range of accessories to elevate your kitchen design. The use of modular pilasters on the corners of the island is particularly effective, with doors instead of panels maintaining the seamless inframe effect.



Hutton Indigo & Breeze

Hutton designed in Indigo and Breeze creates a fresh blend of contemporary colours. The skirting plinth with decorative skiffers on the corners around the island enriches the feel. Handles: H1061 Chrome Bevelled D Handle and H1062 Chrome Bevelled Square Knob.

Made to Measure
SERVICE

Strato

COLLECTION

Strato is a new addition to LochAnna, having been a standout in the FORM true handleless family for the past few years.

Customers can choose Strato for their entire kitchen or opt for accent units to complement other hardwood woodgrains.

Strato offers the unique opportunity to incorporate stained finishes into their kitchen design.

Colour
MATCHING
Service



Select from our carefully curated palette of 39 beautiful colours or use our colour match service to create a kitchen as individual as you are. See page 186 - 187 for full range.



Strato Heather Green

Make your tall storage even more accessible
with our oak drawer larder pull outs.



Strato Heather Green & Pale Oak

The rich dark green is beautifully complemented by the fresh touch of the natural Pale Oak stain on the island.

Handles: H1033 Satin Brass Slim Square D Handle.



The Pale Oak stained finish perfectly achieves the Scandi look.

Handles: H1077 Black Knurled D Handle and H1076 Black Knurled Knob.

Made to Measure
SERVICE

Rowan

COLLECTION

Introducing the Rowan Collection: a beautiful solid hardwood modern narrow shaker door with square bead detailing.

This new addition to our brochure arrives just in time for homeowners seeking a classic door with a modern twist. Rowan offers a range of accessories, allowing you to design something truly original.

Enhance your space by painting some or all of your cabinets in the colour of your choice using our colour match service.

Colour
MATCHING
Service



Select from our carefully curated palette of 33 beautiful colours or use our colour match service to create a kitchen as individual as you are. See page 186 - 187 for full range.



Rowan Colour Match Warm Orange

Our new breakfast dresser is a beautiful and practical design which can house an integrated wall unit microwave and allows you to hide away any mess until you're ready to tidy.



Rowan
Cashmere & a Colour
Match Warm Orange

Rowan, painted in Cashmere and bespoke warm orange, creates a striking statement. The new breakfast dresser units are a practical addition.

Handles: H1104 Brushed Satin Brass D Handle with Back Plate and H1103 Knob with Back Plate.

Rowan Steel Grey

When space permits, boot rooms are increasingly coveted by homeowners. Here, Rowan is showcased in the new Steel Grey shade, accentuated with Strato back panels.

Handles: H1104 Brushed Satin Brass D Handle with Back Plate and H1103 Knob with Back Plate.



The distinctive Rowan door features square and concave beading around the inside of the frame for a completely unique look.



Made to Measure
SERVICE

Ainsdale

COLLECTION

A stunning slim framed woodgrain effect shaker kitchen, available in nine desirable finishes.

Offering a more budget-friendly alternative to solid timber kitchens, Ainsdale also comes with a range of accessories, enabling you to craft a beautiful, feature-rich kitchen.

Functional mantles with working cupboards provide convenient storage for culinary essentials near your cooker, while curved end posts add a softer touch to your furniture's aesthetic.

The simplicity of Ainsdale allows it to be styled just as effectively in modern designs as in traditional settings.



Select your colour from our palette on page 184.



Ainsdale Light Grey and Indigo

The bold colour on the island is a beautiful contrast to the Light Grey. Curved end posts create a soft look, whilst the wine rack rail is a useful and coordinating addition to the Solutions Natural Oak open shelving.

Ainsdale Chalk and Indigo

A working mantle includes cupboard space to store all your cooking essentials, whilst the Indigo Blue Eco Slabstone Splashback ties the colour scheme together beautifully.

Tangent cornice and pelmet bridge the gap between modern and traditional perfectly. Handles: H1030 Antique Bronze Cup Handle, H1031 Antique Bronze Knob.



Ainsdale Light Grey. The full height doors on the blind corner larder are a beautiful feature usually only seen in more expensive kitchens.



Made to Measure
SERVICE

Kirkham

COLLECTION

The distinctive beading detail inside Kirkham's shaker frame truly distinguishes it, adding a classic touch to this woodgrain effect door. With eight on-trend finishes available, Kirkham offers the opportunity to create an exquisite design at a fraction of the cost of a real wood shaker door.

To further enhance your design, beautiful trims and accessories are available. Feature end posts can create a framed effect, skirting plinths add a touch of opulence, while tongue and groove panels evoke the charm of a country kitchen.



Select your colour from our palette on page 184.



Kirkham Graphite

The graphite colour choice creates real impact, whilst the skirting plinth and tongue and groove panels result in a feature-rich design. Skirting plinth skiffers add to the opulent feel of this kitchen.

Handles: H1079 Brushed Nickel Knurled Bar Handle, H1078 Brushed Nickel Knurled Knob.



Kirkham Taupe & Forest

The natural hue of Taupe works perfectly with the rich green of Forest. Glass dressers have been used to create a stunning display sideboard.

Handles: H1079 Brushed Nickel Knurled Bar Handle, H1078 Brushed Nickel Knurled Knob.



Kirkham Forest. A beautiful display unit has been created using 500mm glass dressers sat on top of drawerline base units.

Made to Measure
SERVICE

Durham

COLLECTION

A true in-frame door, Durham brings a touch of luxury to the kitchen. This Italian made, solid timber door and frame with beautiful beading detailing on the inner door takes the traditional kitchen look to the highest level.

The finishing touches in Durham will make all the difference. The canopy is a lovely, ornate housing for an extractor, whilst the bi-fold dresser unit brings a touch of opulence.

Colour
MATCHING
Service



Select from our carefully curated palette of 33 beautiful colours or use our colour match service to create a kitchen as individual as you are. See page 186 - 187 for full range.

Durham Sapphire

The Durham 1000mm wide bi-fold dresser with cornice and under cornice for a dramatic look.

Handles: H1044 Satin Brass Cup Handle, H1043 Satin Brass Knob.





Durham Light Grey, Desert Pink & Colour Matched Cool Grey

A functional and comfortable space for the family to gather, we've created bench seating with tongue and groove panelling and completed the look with skirting plinth and cornice with under cornice for extra height.

Handles: H1031 Antique Bronze Knob.

Durham Soft Black

Solid Oak Dovetail drawers bring a touch of luxury and elevate the kitchen. Furnish with our bespoke solid oak cutlery inserts.

Handles: H1022 Chrome Cup Handle, H1025 Chrome Round Knob & Back Plate.



Durham Warm Earth & Pearl

A dramatic and classy look has been created with extra tall oven housings and wall units, topped off with beautifully sculptured cornice, given extra height with under cornice.

Handles: H1030 Antique Bronze Cup Handle, H1031 Antique Bronze Knob.



Made to Measure
SERVICE

Faversham

COLLECTION

A striking blend of classic shaker and contemporary handleless styles, Faversham will elevate your kitchen to another level. This solid timber door with integrated handle has a beautiful woodgrain finish and narrow shaker frame.

Colour
MATCHING
Service



Select from our carefully curated palette of 33 beautiful colours or use our colour match service to create a kitchen as individual as you are. See page 186 - 187 for full range.



Faversham Atlantic

The dramatic deep blue of the Atlantic colour highlights the wood grain of the door beautifully.



Faversham
Bright White, Soft Black and
Colour Matched Lavender.

The contrast of the Soft Black island and Bright White cabinets with White minerva® worktops is enhanced with the addition of a Lavender Lifestyle Larder for a pop of colour.

Faversham Cashmere & Atlantic

Rich Cashmere tall and base units are contrasted beautifully by the pop of colour on the Atlantic island.



Thistleton

COLLECTION

With a beautiful slim frame, Thistleton looks equally at home in a modern design as in a more traditional setting.

The painted finish is smooth and silky to the touch, yet durable enough to cope with life in a modern kitchen.

A range of accessories, including modern stepped plinth, pilasters and shelf brackets, help to elevate your kitchen design to something truly memorable.

Colour
MATCHING
Service



Select from our carefully curated palette of 33 beautiful colours or use our colour match service to create a kitchen as individual as you are. See page 186 - 187 for full range.



Thistleton Thicket

In the beautiful Thicket colour, this drinks pantry - unique to Thistleton - will be a talking point in any kitchen. Beaded panels have been used to clad the back of the cabinet and minerva worktops and upstands create a practical working area. A mirror splashback above the top shelf creates a feeling of endless space.

Thistleton Porcelain and Desert Pink

The combination of warm porcelain and pink creates a dreamy kitchen. Feature end posts have been used to create chunky end panels on the porcelain units, whilst the modern stepped plinth alongside modular pilasters create a statement island. Beaded pink panels have also been used to wonderful effect to clad the backs of the glass wall units and glass fronted drinks pantry.

Handles: H1094B Matt Black Ribbed Knob & Back Plate, H1093 Ribbed Cup Handle.



Thistleton Stone and Thicket

The rich Thicket green colour is the perfect contrast to Stone in this design. Beautiful beaded panelling creates a feature at the back of the breakfast bar and is used in the back of the glass wall units to really tie the design together. Our gorgeous new dark brushed brass ribbed handles complete the look.

Handles: H1085 Dark Brushed Brass Ribbed Eclipse Handle, H1084 Dark Brushed Brass Knob.



Thistleton Heather Green

Feature plinth has been used to create a shaker effect on the end panel of this gorgeous island, along with modular pilasters and the stunning modern skirting plinth. Thistleton is so rich in features, with a bit of design flair you can create a truly unique kitchen.



Washington

COLLECTION

A traditional painted shaker kitchen that delivers understated luxury. Soft and smooth to the touch yet durable and hardy to stand up to everyday life.

Accessorising this kitchen with mantle shelves or wine and plate racks creates a traditional room, or include square end posts for a more modern influence.

Colour
MATCHING
Service



Select from our carefully curated palette of 33 beautiful colours or use our colour match service to create a kitchen as individual as you are. See page 186 - 187 for full range.



Washington Dust Grey

Dust Grey bridging units and panels are mixed with Solutions White Oak shelving to create a boot room.

Handles: H1020 Chrome Cup Handle.

Washington Stone & Colour Matched Cinder

A mix of colours creates a stunning contrast in this Washington kitchen. Dressed with minerva® Carrara White worktop.



Washington Stone & Colour Matched Cinder



Bridging units have been used to create extra height and additional storage above the larders, whilst the blind corner larder makes superb use of space.

Washington Porcelain & Dust Grey

Washington Porcelain and Dust Grey with glass wall units, plate racks and the mantle shelf. Also featured is our Eco Slabstone Splashback in Herringbone Porcelain Cream.



H1099 Dark Brushed Brass T-Bar Knob, H1100 Dark Brushed Brass Bar Handle.

Made to Measure
SERVICE

Elswick

COLLECTION

Elswick is a fresh take on the classic shaker door. With a simple narrow shaker frame, this solid timber door can be styled to achieve a more modern or a timeless traditional look through the careful choosing of accessories.

Colour
MATCHING
Service



Select from our carefully curated palette of 33 beautiful colours or use our colour match service to create a kitchen as individual as you are. See page 186 - 187 for full range.

Elswick Auburn and Soot

The natural, rusty red tone of Auburn complements the deep, rich Soot perfectly to create a dramatic aesthetic. The Belfast sink creates a cottage kitchen feel, whilst feature posts create an in-frame look underneath the cabinets.



Elswick Stone & Thicket

The warm tones of Stone are beautifully complemented by the rich Thicket green of the tall units. We've created extra drama and height by adding bridging cabinets to the top of the tall units.

Handles: H1047 Brushed Satin Brass Cup Handle, H1048 Brushed Satin Brass Knob.





Elswick Stone

We've made the most of the space underneath the window to create a cosy low seating area, with built in shallow drawers to store away any clutter.



Elswick Sapphire

Maximise your available space by creating a 700mm wide bespoke washer and dryer stack. Fabricated on site using painted panels to match the door, this is the perfect way to keep your laundry appliances hidden away.

Made to Measure
SERVICE

Clarkwell

COLLECTION

A refined solid hardwood shaker. The Clarkwell Collection is a much sought-after style suited to classic and modern homes. The natural woodgrain comes alive as the finishing process takes place.

Choosing from our rich palette of finishes, or selecting a shade of your choice using our colour match service, you will have a kitchen of distinction.

Colour
MATCHING
Service



Select from our carefully curated palette of 33 beautiful colours or use our colour match service to create a kitchen as individual as you are. See page 186 - 187 for full range.

Clarkwell Ivory & Sapphire

The ever popular Ivory painted shaker is offset beautifully with the richness of Sapphire - enhanced by the 25mm minerva® Carrara White worktops.

Handles: H820 Stainless Steel Collar Bar Handle.





Clarkwell Graphite & Light Grey

A beautiful and fresh mix of two colours creates a spectacular result. Dressed with 25mm minerva® Carrara White worktops.

Handles: H504 Pewter Strap Handle,
H1009 Pewter Round Knob.

Clarkwell Light Grey & Sage

A beautiful and fresh mix of two colours creates a spectacular result. Dressed with 25mm minerva® Carrara White worktops.

Handles: H504 Pewter Strap Handle, H1009 Pewter Round Knob.



Made to Measure
SERVICE

Georgian

COLLECTION

A solid timber shaker with a subtle beaded detail in a choice of 33 painted finishes.

The Georgian Collection is very special - the beading detail really sets it apart from the crowd.

Our colour matching service will allow you to design your kitchen in a shade you've been yearning for. With our extensive choice of handles in lots of styles and finishes, your kitchen will be truly unique.

Colour
MATCHING
Service



Select from our carefully curated palette of 33 beautiful colours or use our colour match service to create a kitchen as individual as you are. See page 186 - 187 for full range.



Georgian Thicket

The gorgeous deep green of Thicket contrasts beautifully with the copper handles. We've used under plinth and modular pilasters to create a framed look for the island.

H1045 Brushed Copper Cup Handle, H1046 Brushed Copper Knob.



Georgian Damson & Colour Matched Lavender

A stunning colour combination, Damson base and tall units with Lavender wall units. We've used bridging units above the wall units to create height in the kitchen.

Handles: H1024 Black Satin Cup Handle, H1026 Black Satin Knob.



Georgian Ivory - The ever-popular Ivory, shown here with a working mantle and paired with our H962 copper angular handle.



Georgian Light Grey – the beaded shaker design with a stunning grain.



Georgian Aegean & Breeze

The contrast between Aegean and Breeze really makes a statement in this design. Featuring our working mantle and glass dressers. Curved end posts and a stepped plinth creates a rich look.

Handles: H1024 Black Satin Cup Handle, H1026 Black Satin Knob.

Georgian Stone & Ivory

The richness of Stone and the natural beauty of Ivory produce a charming statement.



Georgian Colour Matched Cinder & Lavender

We've created a dramatic effect by pairing Cinder and Lavender, set off beautifully with our stepped plinth on the tall and base units. A framed effect has been created on the island using modular pilasters and under plinth.

Handles: H1022 Chrome Cup Handle, H1025 Chrome Round Knob & Back Plate.



Brompton

COLLECTION

A beautiful silky smooth five-piece shaker door with a narrow frame. Brompton brings elegance and simplicity to the kitchen with a smooth, easy clean finish available in six natural shades that work perfectly together.

Mix the colours across your kitchen to create a space that's truly your own. Enrich your kitchen design even further with our range of accessories including curved end posts, pilasters, and a working mantle.



Select your colour from our palette on page 184.



Brompton Graphite & Dove Grey

The dramatic colour of the Graphite works beautifully with the warm tones of Solutions Tobacco Oak open shelving.

Handles: H1066 Rose Gold Textured Bar Handle.



Brompton Light Grey & Dust Grey

The simplicity of Dove Grey is enriched by the Dust Grey larder, featuring curved end posts and classic cornice. Extra tall oven housing units and larder create height and drama.

Handles: H1067 Black Textured Bar Handle.



Brompton Graphite & Dove Grey.



Get creative with your kitchen design to make it work for the whole family – why not create a dog bath area in the utility room for easier cleaning after those muddy walks!



Dust Grey Combi Larder

Never struggle for storage in your kitchen again with our Combi Larder – use it for cleaning and laundry, coats and shoes and even essentials for your beloved pets. See pages 12-13 for the options available.

Grained

COLLECTION

Beautiful and practical woodgrain effect shaker kitchens. With 13 luxurious colours and a light oak effect, the Grained Collection is a stunning and attainable alternative to painted timber kitchens.

The colour palette is designed to work in harmony, so you can mix colours across your kitchen units to reflect your own style.

Add richness to your kitchen design with the curved end posts, or use bi-fold units and contemporary handles to achieve a more modern finish.



Select your colour from our palette on page 185.

Grained Sea Blue

This rich shade of blue will add vibrancy to your kitchen design and works perfectly with the Dove Grey wall units.

H1032 Satin Brass Curved End Handle.





Grained Dove Grey & Dust Grey

Cool and neutral Dove Grey mixes beautifully with Dust Grey to enhance many room and decor styles. Dressed in this set with 25mm minerva® White worktops.

Handles: H150 Chrome Cup Handle, H149 Chrome Knob.



Grained Mussel

An elegant neutral option, Mussel works on its own or partners another Grained colour perfectly. Shown here with 25mm minerva® Fossil worktops.

Handles: H363 Pewter Effect Strap Handle.



Grained Spruce Green

Trends across our door collections have shown that green is a must-have, overtaking blue kitchens in popularity. Spruce Green is a beautiful rich hue that is absolutely on-trend and will help you bring the outside in at a budget-friendly price point.



Glass doors

feature

Glass cabinets offer a smart solution for featuring your display items.



Curved end posts

feature

Curved end post offers a distinguishing feature.



Curved door units

feature

Curved doors available in all colours in the Grained Collection.

Made to Measure
SERVICE

Opaco

COLLECTION

A simple and smooth classic shaker-style kitchen. Available in ten on-trend colours, Opaco offers a matt smooth painted effect shaker.

Dress your kitchen traditionally with cup and knob handles, or add a contemporary twist using simple bar handles. Whichever you choose, you've got a timeless kitchen to be enjoyed for years to come.

A clean matt shaker with no lines or grooves. A classic, timeless choice.



Select your colour from our palette on page 185.



Opaco Sea Blue

The rich Sea Blue colour contrasts beautifully with the white worktop on the island and chrome handles.



Opaco Mussel

The smooth lines of Opaco with a natural wood effect worktop.

Handles: H146 Satin Nickel Handle.



Opaco Dove Grey

Opaco Dove Grey shown with 25mm worktop which has a beautiful blend of earth tone colours.

Handles: H146 Satin Nickel Handle.

Made to Measure
SERVICE

100%
RECYCLED

Eterna

COLLECTION

If you're passionate about sustainability, then Eterna is made for you. Manufactured from 100% recycled wood, the Eterna ethos centres on protecting the natural environment and saving trees, recovering and recycling wood to create beautiful and unique decors.

Eterna finishes are designed to be impactful – from rustic and natural woodgrains to eye-catching marble effects. Create a statement island by combining with another of our collections, such as Mala or even Profile.

If a sleek and minimalist design is preferred, Eterna is available in our FORM by LochAnna collection of true handleless kitchens.




Select your colour from our palette on page 182.

Eterna Ossido Grigio and Nero Marble

Beautiful contrasts are the theme in this kitchen, from the strong marble on the island, to the hint of the traditional in the Victorian Soot Black Eco Slabstone Splashback. Extra tall wall units and ladders give even more storage in this stunning space.

Handles: H1075 Matt Black OceanIX Recycled Plastic Knob and H1074 Matt Black OceanIX Recycled Plastic D Handle.



Eterna Ossido Grigio and Patagonia Marble

The stunning veining pattern of the island creates a beautiful contrast to the light grey stone effect of the rest of the kitchen. The random marbling is designed to create interest for a truly unique aesthetic. The Soot Black Eco Slabstone Splashback is the perfect finishing touch.



Handles: H1075 Matt Black OceanIX Recycled Plastic Knob and H1074 Matt Black OceanIX Recycled Plastic D Handle.



Eterna Ossido Marrone

The ultra-modern oxidised metal effect of the doors creates a truly statement kitchen, softened by the warm brown tones in the decor - use Eterna as an accent alongside our Mala doors for a less daring effect. We have made the most of the high ceilings by choosing extra tall wall units and larders - giving even more storage space.

Mala

COLLECTION

Italian styling at its very best. Using the finest paints and lacquers, Mala offers a robust ultra high gloss or matt finish in a series of 16 contemporary tones.

The latest colours create a crisp appearance, whilst curved units and designer accessories allow for a lavish design.

Create a stunning contrasting look by pairing Mala with Solutions shelving.



Select your colour from our palette on page 183.

Mala Cashmere

Shown with Solutions Tobacco shelving,
minerva® Copper Fleck worktop.

Handles: H1015 Copper Curved End Handle.



Mala Gloss Graphite & Dove Grey

Dressed with copper accessories,
shown with Solutions Tobacco.

Handles: H1015 Copper Curved End Handle.





Mala Porcelain

Shown in Porcelain Gloss with our Grey Linen cabinet and minerva® Copper Fleck worktop.

Handles: H1015 Copper Curved End Handle.

Made to Measure
SERVICE

Euro Matt

COLLECTION

Stylish and unassuming, a stunning modern kitchen. With a choice of five clean modern colours in matt finishes, the attraction of the Euro Collection speaks for itself.

A clean and practical kitchen that is contemporary and easy to live with.

Mix shades, add your choice of worktops, splashbacks and handles to build your personalised kitchen.



Select your colour from our palette on page 183.



Euro Matt Graphite

Bold and beautiful, the Graphite works so well with Solutions Tobacco Oak splashback.

Handles: H264 Stainless Steel Arch End Handle.



Euro Matt Dove Grey

The beautiful and smooth Euro Matt Dove Grey.
Shown here with Solutions Tobacco Oak splashback.

Handles: H264 Stainless Steel Arch End Handle.



Euro Matt Mussel

Modern and practical - Matt Mussel combined with the arch
ended handle H264 makes this a strong design statement.



Euro Matt Dove Grey & Sea Blue

The striking Sea Blue island really elevates this kitchen, without overpowering the Dove Grey. The scheme is brought together with rich Solutions Tobacco Oak splashback.

Handles: H264 Stainless Steel Arch End Handle.

Profile Gloss

COLLECTION

A contemporary handleless door representing the very best in Italian styling. Using precision painting and lacquering techniques, the Profile Collection offers a choice of six super gloss finishes to help you create your dream kitchen.

Choose from the latest colours and finishes and enhance your design with curved units and appealing accessories.



Select your colour from our palette on page 183.



Profile Gloss White

External corner post with a matching channel to provide a linear continental touch.



Profile
Gloss White

Gloss White offers a timeless bright kitchen providing you with a limitless choice when choosing worktops and accessories.

Profile Matt

COLLECTION

A contemporary handleless door representing the very best in Italian styling. The beauty and simplicity of the Profile handleless super-smooth matt painted door, available in our full paint palette to give you even more variety.

*Colour
MATCHING
Service*



Select from our carefully curated palette of 33 beautiful colours or use our colour match service to create a kitchen as individual as you are. See page 186 - 187 for full range.



Profile Matt Dust Grey

The ever-popular dust grey is complemented perfectly with the Solutions Natural Oak open shelving. Also featured is the full height larder door with vertical handle.



Profile Matt Meadow and Pale Teal

Two beautiful shades of green work in harmony to create a stunning space inspired by the natural world. Solutions Natural Oak panels around the breakfast bar seating continues the nature theme.



Handles

Doors and drawer fronts are not pre-drilled for handles, allowing you to choose alternative designs to those featured in the range photographs.



H1070 Short Rear Fix Handle
Matt Black
180mm Long x 18mm High
160mm Centres | 40mm Depth



H1071 Long Rear Fix Handle
Matt Black
275mm Long x 18mm High
256mm Centres | 40mm Depth



H1072 Short Rear Fix Handle
Brushed Gold
180mm Long x 18mm High
160mm Centres | 40mm Depth



H1073 Long Rear Fix Handle
Brushed Gold
275mm Long x 18mm High
256mm Centres | 40mm Depth



H1007 Long Rear Fix Handle
Chrome
200mm Long x 10mm High
160mm Centres | 15mm Depth



H1003 Long Front Fix Handle
Chrome
275mm Long x 18mm High
256mm Centres | 40mm Depth



H941 Square D Handle
Chrome
200mm Long x 10mm Thick
160/192mm Centres | 30mm Projection



H947 Square D Handle
Chrome
205mm Long x 25mm Thick
160/192mm Centres | 30mm Projection



H933 Tapered Base D Handle
Satin Nickel
170mm Long x 22mm Thick
160mm Centres | 30mm Projection



H003 Bevelled Strap Handle
Satin Nickel
152mm Long x 24mm Thick
128mm Centres | 25mm Projection



H931 Curved Strap Handle
Satin Nickel
177mm Long x 27mm Thick
160mm Centres | 37mm Projection



H932 Slim Curved Strap Handle
Satin Nickel
206mm Long x 15mm Thick
192mm Centres | 24mm Projection



H918 Rounded D Handle
Satin Nickel
150mm Long x 20mm Thick
128mm Centres | 28mm Projection



H146 Tapered D Handle
Satin Nickel
180mm Long x 20mm Thick
160mm Centres | 35mm Projection



H1018 Tapered Strap Handle
Stainless Steel
200mm Long x 17mm Thick
160mm Centres | 29mm Projection



H1019 Tapered Strap Handle
Black Chrome
200mm Long x 17mm Thick
160mm Centres | 29mm Projection

Handles are for visual purposes only. Please see each description for sizes.

Handles

Doors and drawer fronts are not pre-drilled for handles, allowing you to choose alternative designs to those featured in the range photographs.



H1011 Curved End D Handle
Brushed Nickel
200mm Long x 16mm Thick
192mm Centres | 25mm Projection



H1013 Curved End D Handle
Chrome
200mm Long x 16mm Thick
192mm Centres | 25mm Projection



H1015 Curved End D Handle
Copper
200mm Long x 16mm Thick
192mm Centres | 25mm Projection



H1032 Curved End D Handle
Satin Brass
200mm Long x 16mm Thick
192mm Centres | 25mm Projection



H1038 Flared D Handle
Chocolate
169mm Long x 26mm Thick
160mm Centres | 27mm Projection



H1039 Flared D Handle
Graphite
169mm Long x 26mm Thick
160mm Centres | 27mm Projection



H1040 Flared D Handle
Copper
169mm Long x 26mm Thick
160mm Centres | 27mm Projection



H1033 Slim Square D Handle
Satin Brass
186mm Long x 9mm Thick
160mm Centres | 27mm Projection



H1076 Knurled Knob
Matt Black
25mm Diameter
26mm Projection



H1077 Knurled D Handle
Matt Black
152mm Long x 12mm Thick
128mm Centres | 34mm Projection



H1078 Knurled Knob
Brushed Nickel
25mm Diameter
26mm Projection



H1079 Knurled D Handle
Brushed Nickel
152mm Long x 12mm Thick
128mm Centres | 34mm Projection



H1074 Square D Handle
Matt Black OceanIX Recycled Plastic
138mm Long x 10mm Thick
128mm Centres | 32mm Projection



H1075 Round Knob
Matt Black OceanIX Recycled Plastic
43mm Diameter
24mm Projection



H962 Angular Strap Handle
Brushed Copper
200mm Long x 18mm Thick
160mm Centres | 30mm Projection



H363 Cross Detail D Handle
Pewter Effect
140mm Long x 18mm Thick
128mm Centres | 28mm Projection



H1065 Knurled Bar Handle
Stainless Steel
220mm Long x 12mm Thick
160mm Centres | 32mm Projection



H1066 Knurled Bar Handle
Rose Gold
220mm Long x 12mm Thick
160mm Centres | 32mm Projection



H1067 Knurled Bar Handle
Matt Black
220mm Long x 12mm Thick
160mm Centres | 32mm Projection



H820 Round Collared Bar Handle
Stainless Steel
165mm Long x 16mm Thick
128mm Centres | 30mm Projection



H504 Arched Strap Handle
Antique Effect
175mm Long x 19mm Thick
96mm Centres | 26mm Projection



H942 Arched Strap Handle
Antique Effect
140mm Long x 26mm Thick
96mm Centres | 24mm Projection



H943 Cup Handle
Antique Effect
96mm Long x 30mm High
64mm Centres | 20mm Projection



H1009 Round Knob
Antique Effect
40mm Diameter
35mm Projection



H917 Round Bar Handle
Stainless Steel
185mm Long x 16mm Thick
160mm Centres | 38mm Projection



H264 Round Bar Handle
Stainless Steel
200mm Long x 14mm Thick
160mm Centres | 34mm Projection



H222 Slim Round Bar Handle
Stainless Steel
220mm Long x 12mm Thick
160mm Centres | 30mm Projection



H318 Round Bar Handle
Stainless Steel
236mm Long x 16mm Thick
177mm Centres | 36mm Projection



H150 Cup Handle
Chrome
90mm Long x 42mm High
76mm Centres | 20mm Projection



H149 Round Knob
Chrome
25mm Diameter
30mm Projection



H1080 Cup Handle
Matt Black
90mm Long x 42mm High
76mm Centres | 20mm Projection




H1081 Round Knob
Matt Black
36mm Diameter
45mm Projection

Handles

Doors and drawer fronts are not pre-drilled for handles, allowing you to choose alternative designs to those featured in the range photographs.



H1108 Curved D Handle
Brushed Satin Nickel
147mm Long x 15mm Thick
128mm Centres | 28mm Projection



H1107 Square Knob
Brushed Satin Nickel
34mm Diameter
25mm Projection



H1106 Curved D Handle
American Bronze
147mm Long x 15mm Thick
128mm Centres | 28mm Projection



H1105 Square Knob
American Bronze
34mm Diameter
25mm Projection



H1051 Cup Handle
American Copper
104mm Long x 48mm High
64mm Centres | 30mm Projection



H1052 Knob
American Copper
38mm Diameter
32mm Projection



H1049 Cup Handle
Black Nickel
104mm Long x 48mm High
64mm Centres | 30mm Projection



H1050 Knob
Black Nickel
38mm Diameter
32mm Projection



H1104 D Handle with back plate
Brushed Satin Brass
170mm Long x 21mm Thick
128mm Centres | 38mm Projection



H1103 Knob with back plate
Brushed Satin Brass
32mm Diameter | 32mm Projection
Backplate: 56mm long



H1102 D Handle with back plate
American Bronze
170mm Long x 21mm Thick
128mm Centres | 38mm Projection



H1101 Knob with back plate
American Bronze
32mm Diameter | 32mm Projection
Backplate: 56mm long



H1045 Cup Handle
Brushed Copper
104mm Long x 48mm High
64mm Centres | 30mm Projection



H1046 Knob
Brushed Copper
38mm Diameter
32mm Projection



H1047 Cup Handle
Brushed Satin Brass
104mm Long x 48mm High
64mm Centres | 30mm Projection



H1048 Knob
Brushed Satin Brass
38mm Diameter
32mm Projection



H1098 Bar Handle
Matt Black
210mm Long x 19mm Thick
128mm Centres | 37mm Projection



H1097 T-Bar Knob
Matt Black
82mm Long x 19mm Thick
37mm Projection



H1096 Bar Handle
Polished Nickel
210mm Long x 19mm Thick
128mm Centres | 37mm Projection



H1095 T-Bar Knob
Polished Nickel
82mm Long x 19mm Thick
37mm Projection



H1057 Scalloped Cup Handle
Brushed Satin Nickel
155mm Long x 31mm High
128mm Centres | 29mm Projection



H1058 Round Scalloped Knob
Brushed Satin Nickel
40mm Diameter
37mm Projection



H1055 Scalloped Cup Handle
Black Nickel
155mm Long x 31mm High
128mm Centres | 29mm Projection



H1056 Scalloped Knob
Black Nickel Round
40mm Diameter
37mm Projection



H1100 Bar Handle
Dark Brushed Brass
210mm Long x 19mm Thick
128mm Centres | 37mm Projection



H1099 T-Bar Knob
Dark Brushed Brass
82mm Long x 19mm Thick
37mm Projection



H1044 Cup Handle
Satin Brass
97mm Long x 37mm High
64mm Centres / 24mm Projection



H1043 Round Knob
Satin Brass
40mm Diameter
35mm Projection



H1053 Scalloped Cup Handle
American Copper
155mm Long x 31mm High
128mm Centres | 29mm Projection



H1054 Scalloped Knob
American Copper Round
40mm Diameter
37mm Projection



H1030 Cup Handle
Antique Bronze
95mm Long x 30mm High
64mm Centres | 28mm Projection



H1031 Knob
Antique Bronze
30mm Diameter
26mm Projection

Handles

Doors and drawer fronts are not pre-drilled for handles, allowing you to choose alternative designs to those featured in the range photographs.



H1082 Bar Handle (no back plate)
Dark Brushed Brass
180mm Long x 20mm Thick
160mm Centres | 30mm Projection

H1082B Bar Handle (with back plate)
Dark Brushed Brass
190mm Long x 25mm Thick
160mm Centres | 34mm Projection



H1083 Cup Handle
Dark Brushed Brass
105mm Wide x 45mm High
64mm Centres | 24mm Projection



H1084 Knob (no back plate)
Dark Brushed Brass
32mm Diameter | 29mm Projection

H1084B Knob (with back plate)
Dark Brushed Brass
32mm Diameter | 33mm Projection
Back Plate: 100mm Long x 25mm Wide




H1086 Smooth Eclipse Handle
Dark Brushed Brass
80mm Wide x 40mm High
64mm Centres | 26mm Projection

H1085 Ribbed Eclipse Handle
Dark Brushed Brass
80mm Wide x 40mm High
64mm Centres | 26mm Projection




H1059 Bevelled D Handle
Brushed Satin Nickel
142mm Long x 14mm High
128mm Centres | 34mm Projection



H1060 Bevelled Knob
Brushed Satin Nickel
34mm Long x 34mm High
23mm Projection



H1061 Bevelled D Handle
Chrome
142mm Long x 14mm High
128mm Centres | 34mm Projection



H1062 Bevelled Knob
Chrome
34mm Long x 34mm High
23mm Projection



H1087 Bar Handle (no back plate)
Brushed Satin Brass
180mm Long x 20mm Thick
160mm Centres | 30mm Projection

H1087B Bar Handle (with back plate)
Brushed Satin Brass
190mm Long x 25mm Thick
160mm Centres | 34mm Projection




H1088 Cup Handle
Brushed Satin Brass
105mm Wide x 45mm High
64mm Centres | 24mm Projection



H1089 Knob (no back plate)
Brushed Satin Brass
32mm Diameter | 29mm Projection

H1089B Knob (with back plate)
Dark Brushed Brass
32mm Diameter | 33mm Projection
Back Plate: 100mm Long x 25mm Wide



H1091 Smooth Eclipse Handle
Brushed Satin Brass
80mm Wide x 40mm High
64mm Centres | 26mm Projection

H1090 Ribbed Eclipse Handle
Brushed Satin Brass
80mm Wide x 40mm High
64mm Centres | 26mm Projection



H1020 Cup Handle
Chrome
130mm Long x 38mm High
64mm Centres | 28mm Projection



H1022 Cup Handle
Chrome
104mm Long x 32mm High
64mm Centres | 23mm Projection



H1025 Round Knob
Chrome
59mm Long x 43mm High
38mm Projection



H1027 Square Knob
Chrome
59mm Long x 43mm High
38mm Projection



H1092 Bar Handle (no back plate)
Matt Black
180mm Long x 20mm Thick
160mm Centres | 30mm Projection

H1092B Bar Handle (with back plate)
Matt Black
190mm Long x 25mm Thick
160mm Centres | 34mm Projection



H1093 Cup Handle
Matt Black
105mm Wide x 45mm High
64mm Centres | 24mm Projection



H1094 Knob (no back plate)
Matt Black
32mm Diameter | 29mm Projection

H1094B Knob (with back plate)
Matt Black
32mm Diameter | 33mm Projection
Back Plate: 100mm Long x 25mm Wide




H1024 Cup Handle
Black Satin
104mm Long x 32mm High
64mm Centres | 23mm Projection



H1026 Round Knob
Black Satin
59mm Long x 43mm High
38mm Projection



H1028 Square Knob
Black Satin
59mm Long x 43mm High
38mm Projection



FORM
BY LOCHANNA

HANDLELESS KITCHENS

Welcome

FORM by LochAnna introduces a range of true handleless kitchens in a mix of beautiful styles and finishes. From high gloss lacquered to solid timber painted doors, FORM includes designs to suit a wide range of tastes, so you can create your dream kitchen that's as individual as you are.



CONTENTS

THE CABINET

LochAnna FORM cabinet 151

COLLECTIONS

Mala	152 - 155
Eterna	156 - 159
Elswick	160 - 163
Strato	164 - 167

DOOR SELECTOR

Mala & Eterna	188
Elswick & Strato	189



Note: Colours are as accurate as the printing process allows, we recommend that you examine a physical swatch or sample before making your final choice. These can be requested via your retailer.

WHY FORM? At LochAnna, we understand that the kitchen is the heart of your home and should be a space that the whole family can enjoy for years to come. We're passionate about kitchens and have created a collection that offers choice, style and quality. We have a nationwide network of retailers, where a design expert will guide you through the process of making your dream kitchen a reality.

Your Dream, Your Choice

Choosing the colours and finishes for your new kitchen can be daunting. Being brave with your colour combinations and mixing textures and materials can elevate your design to something truly unique. It's your kitchen, your choice, so don't be afraid to try something different – our showrooms have samples and swatches of our doors, worktops and even hinges that you can put together and see what works for you.

Mixing materials



Mix woodgrains with different metal finishes for a bold look.

Shades of blue



Combining blue and white will result in a clean, contrasting style.

A splash of colour



Use colour as a focal point against shades of grey and soften with a warm woodgrain.

Warm and welcoming



Rich and warm colours are offset with a marble style worktop finish.



An interesting contrast is achieved with the industrial style of the breakfast bar support and the rich, warm woodgrain of the dining table.

Features of FORM...



The Rails

Our handleless rail profiles are available in two colours to complement or contrast with your door choice.



1



6 | 7 | 8



4




10

The Cabinet

In beautiful grey linen, LochAnna FORM cabinets are manufactured to the highest standards, and include many exclusive and valuable features.

Features

- 1: Complete with Salice inline hinges
- 2: In a subtle Grey Linen finish it's easy to match with any door or style
- 3: Panels are 1mm ABS edged for extra durability, 2mm on loose shelf
- 4: Excel drawers supplied as standard, Excel Plus drawers available as an upgrade
- 5: For added strength all loose shelves are 25mm. Extra wall shelves available if required
- 6: All base cabinets have removable 18mm solid back panels for extra durability, 8mm back panels in wall units, larders and appliance housings
- 7: Base back panels have two positions to help with the installation of wirework or rear pipework (35 - 65mm)
- 8: Each cabinet has two crossrails / brace bars for extra strength
- 9: Cam and dowel construction for rigidity, and flexibility to adapt on site
- 10: Fully adjustable heavy duty legs



Mala

COLLECTION

Manufactured and painted in Italy, Mala brings together a mix of gloss and matt finishes in a series of contemporary tones. Using the finest paints and lacquers, Mala doors are designed to stand the test of time and look beautiful in your kitchen for years to come.

Create a truly exclusive design by combining Mala with another of our collections. For the contemporary look, our Strato woodgrain door provides a tactile contrast, whilst our Elswick shaker door helps achieve a stunning fusion of traditional and modern styles.



Select your colour from our palette on page 188.



1



2



3



4

- 1: Mala Porcelain Gloss complemented by an Anthracite rail, contrasting 575mm high wall units in Strato Buff. Featuring minerva® Grey Crystal, natural worktops and the Industrial Breakfast Bar Support
- 2: Mala Graphite Gloss, accented with a Anodised Aluminium rail
- 3: Box Shelves, with Solutions Tobacco Oak panels
- 4: Reeded glass wall units, also available with smoked glass (available 500 and 600mm wide)



Mala Gloss Graphite

Our painted Mala door shown here on the island in Gloss Graphite, with Elswick solid timber shaker on the units behind. We've paired it with our Anodised Aluminium handleless profile rails.

Made to Measure
SERVICE

100%
RECYCLED

Eterna

COLLECTION

Eterna could never be described as boring. Those daring enough can use the striking decors to create a truly unique and impactful kitchen design. Add in the fact that Eterna is manufactured from 100% recycled wood and you have a stunning kitchen with eco credentials.

For those who prefer just a hint of flamboyant design, Eterna can be used as an accent alongside a more simple door design, such as our Mala Italian painted door.



Select your colour from our palette on page 188.



1



2



3



4

- 1: Chalet Light Walnut island, paired with Mala Matt Indigo and Anodised Aluminium rails
- 2: Ossido Grigio on the island contrasts beautifully with Strato Meadow
- 3: The Venato Marble bridging units create a beautiful focal point
- 4: Laguna Dark Oak island and Anodised Aluminium rails



Eterna Laguna Dark Oak

The rich tones of the dark oak island offer a beautiful contrast to the Strato Indigo cabinets on the back wall and Anodised Aluminium rails.

Made to Measure
SERVICE

Elswick

COLLECTION

A solid timber narrow framed shaker door with a veneered centre panel, Elswick brings a richness to the kitchen. Available in 33 stunning finishes, from cool greys to daring blues and purples.

The uncomplicated style of the Elswick door positions it perfectly to sit alongside one of our more contemporary collections. We love it paired with our Mala door to bring texture and depth to the kitchen.

Colour
MATCHING
Service



Select from our carefully curated palette of 33 beautiful colours or use our colour match service to create a kitchen as individual as you are. See page 189 for full range.



1



2



3



4

- 1: Elswick Graphite with the Anodised Aluminium rail system
- 2: Elswick Damson, with Anodised Aluminium rails
- 3: Elswick Graphite double drawers
- 4: minerva® Desert Rock with a Designer 1.5 Bowl Sink



Elswick Damson

The daring choice of Damson on the peninsular island brings richness to this kitchen, contrasting with Mala Matt Platinum Grey on the main kitchen and anodised aluminium handleless profile rails. We've chosen minerva® Nimbus Grey worksurfaces with upstands and accessorised with our box shelving, reeded glass doors and linear shelf supports with shelves to match the Mala doors.

Made to Measure
SERVICE

Strato

COLLECTION

Our Strato collection elevates a flat slab door to something a bit special. With an oak veneer featuring a beautiful horizontal grain structure, Strato is available in 33 painted finishes or six natural stains.

Strato is made for the adventurous amongst us – mix the natural woodgrains with painted finishes, or even pair it with our Mala gloss doors to create a stunning contrast.



Select from our carefully curated palette of 33 beautiful colours or use our colour match service to create a kitchen as individual as you are. See page 189 for full range.

Note: Strato is manufactured with an oak veneer. Veneers are randomly selected and as a consequence, each door will be different in grain structure and can have variation in colour.



1



2



3



4

- 1: Strato Buff and Mala Matt Porcelain shown together with Anthracite rails and minerva® Grey Crystal worktops
- 2: The Industrial Breakfast Bar Support and a natural wood table top creating a perfect dining space
- 3: 575mm high wall units in Strato Buff
- 4: Strato Meadow Island with Anodised Aluminium rails



Strato Meadow

Our Strato door painted in Meadow on the island is a beautiful contrast to the natural hue of the shaker door on the units behind and gives an interesting mix of styles and textures to this kitchen. The gin bar and smoked glass doors are an indulgent modern touch.

Space Saving Storage Solutions from Vauth-Sagel

Life can be more simple.

Why not add storage options to make access into your cabinets much easier?

Our range of Vauth-Sagel tall and base unit clever storage options save you bending and reaching into those hard-to-access places.



larder storage



TAL Larder Pull Out. Available in 300 & 400mm



TAL GATE Larder Pull Out. Available in 500 & 600mm



TAL GATE PRO Larder Pull Out. Available in 500 & 600mm

base unit storage



SUB Slim Base Pull Out - 150mm door



SUB Base Pull Out - 300mm door



corner unit storage



CORNERSTONE MAXX Pull Out for 1000mm Corner Base Unit. Available in 500 & 600mm door



COR FLEX Corner Pull Out for 900mm & 1000mm Corner Base Units. Available in 450, 500 & 600mm door



Drawer Storage & Accessories

With our new range of drawers and accessories, you can configure your storage exactly how you want it. From cutlery trays through to plate racks and pan storage, you'll find an option perfect for your needs.

excel drawer



LochAnna Excel drawer with 30kg load bearing (standard)

blum legrabox



blum Legrabox Carbon Black drawer with 40kg load bearing capacity (option)

Oak dovetail



LochAnna Solid Oak Dovetail drawer with 40kg load bearing capacity blum Movento runners (option)

excel drawer options



Excel standard height internal drawer. Available in sizes from 300-1000mm



Excel pan height internal drawer. Available in 300mm, 500mm & 600mm wide. (Must be fitted with 155° hinges)



Excel Plus glass internal drawers. Available in 300-1000mm widths, standard and pan. (Must be fitted with 155° hinges)

excel drawer cutlery trays



Anthracite cutlery tray, fits Excel drawers. Available in 400mm-1000mm widths



Beech cutlery tray, engraved with LochAnna branding, fits Excel drawers. Available in 500mm-1000mm widths

Note: our plastic accessories are not compatible with Durham.



Our beech cutlery trays and inserts feature beautiful LochAnna branding

We have introduced a selection of four beech inserts to fit into our 800, 900 & 1000mm wide anthracite cutlery trays. The 800mm trays have one space for an insert, the 900 & 1000mm have two spaces.

excel drawer beech cutlery tray inserts



Anthracite cutlery tray, shown with one beech insert



Anthracite cutlery tray, shown with two beech inserts



Knife block insert



Foil/film holder insert



Spice tray insert



Chopping board insert

excel pan drawer accessories



Beech plate rack insert. Available in 600mm, 800mm, 900mm & 1000mm widths (Compatible with Excel pan drawers only)



Beech pan & plate stacker insert. Available in 600mm, 800mm, 900mm & 1000mm widths (Compatible with Excel pan drawers only)



Excel pan drawer glass sides (Compatible with Excel pan drawers only)

Note: our plastic accessories are not compatible with Durham.



blum Legrabox AMBIA-LINE drawer inserts

Organise the storage in your blum Legrabox drawers perfectly with the AMBIA-LINE drawer insert kits. All kits are made up to suit the drawer widths specified – but you can mix and match components yourself from the range over the page. All of our Legrabox drawers come as standard with non-slip matting already fitted.

blum cutlery insert kits



Cutlery Tray for 400-600mm drawers



Cutlery Tray & Insert for 600-800mm drawers



Cutlery Tray & Insert for 800-1000mm drawers

blum utensil insert kits



Utensil Inserts for 400-600mm drawers



Utensil Inserts for 600-800mm drawers



Utensil Inserts for 800-1000mm drawers


blum pan drawer frame insert kits



Frame Insert Kit for 400-600mm pan drawers



Frame Insert Kit for 600-800mm pan drawers



Frame Insert Kit for 800-1000mm pan drawers

blum cutlery drawer components



Cutlery Tray 300x450mm



Narrow Insert 100x450mm




Wide Insert 200x450mm



Frame Kit 218x450mm

blum pan drawer components



Knife Holder 200x450mm



Spice Holder 200x450mm



Foil & Film Dispenser 200x450mm



Cross Divider Kit 400-600mm drawers

oak dovetail drawers & accessories



Oak Dovetail Drawer



Oak Dovetail Internal Drawer



Solid Oak Dovetail drawer – bespoke cutlery insert available as shown

Accessories

Our selection of carefully chosen accessories will transform your kitchen and help create a beautiful and functional space that works for the whole family.



Telescopic towel rail in aluminium effect



Glass Shelf - 500mm. Available in 4mm & 8mm thick glass



Soft close pull out baskets. Available in 500mm & 600mm



300 Eco bin (35L) 1 x 35L. Suits 300mm base unit



400 Eco bin (64L) 2 x 32L. Suits 400mm base unit



450 Eco bin (70L) 2 x 35L. Suits 450mm base unit



500 Eco bin (70L) 2 x 35L. Suits 500mm base unit



600 Eco bin (80L) 2 x 40L. Suits 600mm base unit



600 Eco bin (86L) 2 x 35L, 2 x 8L. Suits 600mm base unit



blum Aventos HK-XS Door stay



blum Aventos HK-S Door stay



Industrial Breakfast Bar Support: Available in two heights, 870mm for breakfast bars and 720mm for dining height, this robust and stylish leg will offer a lasting design feature for a dining kitchen. Both are 700mm wide, fabricated from 25mm x 75mm box steel



Skirting Plinth Skiffers - available in three colours, Antique Brass, Bronze or Pewter. Size: 75mm x 30mm x 30mm



Door Jointing Plates - available in two sizes: 43mm and 105mm



Soft close blum hinge



Modern glass doors: Beautiful reeded or smoked glass doors add a contemporary look to the kitchen. Available in 500mm & 600mm widths. (Glass shelves must be purchased separately.)



Breakfast bar leg



Sink base liner, available to suit cabinets 500 - 1000mm



Wicker Basket: Available as an optional extra, these hard-wearing baskets can be fitted into any of our cabinets, but look especially good in the top central section of our Butler's Pantry. Measurements (mm) 195H x 220W x 220D

Lighting

One of the first things you'll need to consider when planning your new kitchen is the lighting, as wiring needs to be installed at the start of the project, before plastering, decorating and the fitting itself. It's an integral part of any scheme and this is your perfect opportunity to create the right ambience. Most lights are dimmable and available in either natural or warm white to suit the kitchen style and tone. Your designer will guide you on the extensive range available.



LED Tape Lighting

Our tape lighting and profiles create a contemporary long ribbon of lighting under and over cabinets



LED Drawer Light

The ideal solution to illuminate pan drawers, our drawer light works on a sensor when the drawer is opened and is angled to optimise the illumination of the inside of the drawer



LED Under Cabinet Light

Our under cabinet lights are ideal for creating task lighting for everyday jobs such as food preparation. Available in natural or warm white, our cabinet lights are all dimmable and can be controlled with sensors



LED Plinth Light

Plinth lights can be used to make a feature of your lighting. Leave plinth lights on when task lighting is switched off to create a relaxing ambience in the kitchen

This is just a small selection of lighting solutions available - ask for details



Selecting the Correct LED Colour

Using the correct lighting colour temperature for your kitchen is important but can sometimes come down to personal preference.

Warm white (3000K) lighting is mostly used in traditional kitchens whereas natural white (4000K) lighting is more suitable for modern and contemporary kitchens.



warm white (w/w)



natural white (n/w)




Decorative Panels & Made to Measure Open Shelving

A range of accessory panels and made to measure open shelving in our Eterna and Solutions finishes. Offering you a natural contrast to modern door finishes, whether your kitchen choice is matt, gloss, cream, mussel, white or any of the shades of grey, you can include Solutions. Create open shelves and bespoke units that are seen in the most contemporary rooms to produce that finishing touch.



Shelving

Use panels to create practical but fashionable shelving to complement your kitchen or living area. Shelving can be the answer to an unusual sized space or a challenging ceiling pitch



Splashbacks

An effective and modern alternative to tiles. Simple to install and you'll enjoy the benefit of Solutions for years to come



Open Shelving


A stunning open display adds a richness to a modern Dove Grey kitchen

Colour choices available

Eterna



Ossido Grigio Ossido Marrone Laguna Grey Aged Oak Laguna Dark Oak



Chalet Light Walnut Patagonia Marble Venato Marble Nero Marble

Solutions



Natural Oak Tobacco Oak White Oak

Crafted, Robust Cabinets.

The installer's choice, cabinets are engineered using only the finest materials.



REMOVABLE BACK PANEL IN BASE UNITS

A simple yet ideal way to aid installation and service access.



Excel Anthracite



blum Legrabox



Solid Oak Dovetail



Sturdy soft close drawers in a choice of Excel Anthracite, blum Legrabox in Carbon Black or Solid Oak Dovetail. With a range of stylish accessories, you can tailor your drawers to your storage requirements - see page 170 - 173 for full details. Our Excel drawer has a 30kg load bearing capacity, whilst the blum Legrabox and Oak Dovetail both have 40kg capacity.

Colour Choices



Walnut



Stone Grey



Oak




White



Grey Linen



Anthracite Linen



PVC EDGED CABINET PANELS

All panels are fully edged to protect against moisture penetration



ADJUSTABLE SERVICE VOID

Offers flexibility when accommodating pipework 45/75mm



CONCEALED HANGING BRACKET

Creates a clean look inside the cabinet and offers a 15mm wiring void




ADJUSTABLE LEGS

Protects against moisture ingress and ensures that your cabinets are perfectly level



ALL 18MM THICK HIGH DENSITY PANELS IN BASE CABINET

No weak points - extra sturdy



SOFT CLOSE DOORS AS STANDARD

Soft close blum hinges boast a lifetime guarantee for your peace of mind



MINIMAL HOLES IN SIDE PANELS

For a clean, high-end appearance



SOFT CLOSE DRAWERS

Metal sides and solid bases and backs for durability and peace of mind



330MM EXTRA DEEP WALL CABINETS AS STANDARD

Ample storage and can fit a full sized 12 inch dinner plate



For our fantastic storage ideas and accessories
PAGES 168 - 177




LochAnna Door Selector


All of our kitchens are carefully selected by drawing on our extensive experience of European kitchen fashions, married with British classic styles and quality. With 482 different on-trend choices, you can be sure of finding something that will transform your home and enhance your life for years to come.




Eterna Collection*




OSSIDO GRIGIO




OSSIDO MARRONE




LAGUNA GREY AGED OAK




LAGUNA DARK OAK



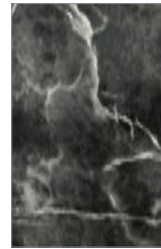
CHALET LIGHT WALNUT



PATAGONIA MARBLE



VENATO MARBLE



NERO MARBLE

Made to Measure

SERVICE

* To help you create a bespoke finish, Made to Measure doors are available in this range.

Euro Matt Collection*



MATT MUSSEL



MATT DOVE GREY



MATT DUST GREY



MATT GRAPHITE



MATT SEA BLUE

Profile Gloss Collection



GLOSS WHITE



GLOSS DOVE GREY



GLOSS CASHMERE



GLOSS DUST GREY



GLOSS PORCELAIN



GLOSS GRAPHITE

Mala Gloss Collection



GLOSS WHITE



GLOSS PORCELAIN



GLOSS DOVE GREY



GLOSS CASHMERE



GLOSS DUST GREY



GLOSS GRAPHITE

Mala Matt Collection



MATT WHITE



MATT PORCELAIN



MATT DOVE GREY



MATT CASHMERE



MATT DUST GREY



MATT PLATINUM GREY



MATT GRAPHITE



MATT NAVY BLUE



TAUPE GREY




MOSS GREEN


We have six cabinet colours to choose from, simply state on your order which you would prefer.




Ainsdale Collection*




CHALK




TAUPE




FOREST




INDIGO




LIGHT GREY




DUST GREY



BLACK




BEIGE OAK




REED GREEN


Kirkham Collection*




CHALK




TAUPE




FOREST




INDIGO




LIGHT GREY



DUST GREY



GRAPHITE



REED GREEN

Brompton Collection



WHITE



DOVE GREY



DUST GREY



GRAPHITE




CASHMERE




STONE


Grained Collection




WHITE




IVORY




CASHMERE




MUSSEL




DAKAR




STONE GREY




DOVE GREY




DUST GREY




GRAPHITE




SEA BLUE



INDIGO




SPRUCE GREEN




REED GREEN


Opaco Collection*




MATT WHITE




MATT MUSSEL




MATT DOVE GREY




MATT DUST GREY




MATT GRAPHITE




MATT CASHMERE



MATT FJORD




MATT BLUE



REED GREEN

Made to Measure
SERVICE

* To help you create a bespoke finish, Made to Measure doors are available in this range.



Note: Colours are as accurate as the printing process allows, we recommend that you examine a physical swatch or sample before making your final choice. These can be requested via your retailer.

LochAnna Painted Collections



Durham*
A luxurious solid timber in-frame with beaded detailing on the inner door



Faversham*
A striking and unique solid timber narrow framed shaker door, with an integrated handle



Washington
A velvet smooth painted shaker



Thistleton
A silky smooth painted door with a narrow shaker frame



Georgian*
A solid timber ash painted door with a beaded frame



Clarkwell*
A solid timber ash painted shaker



Elswick*
A rich solid timber narrow framed ash shaker door



Profile
A smooth matt painted door with integrated j-handle



Strato*
A classic Italian oak veneered slab door



Hutton*
A solid timber ash inframe effect door with beaded detailing around the frame



Rowan*
A distinctive solid timber ash door with square and concave beading around the frame



Valina*
A beautifully crafted solid timber ash door with an elegant micro shaker frame

Painted colours available



Strato stains available



Colour
MATCHING
Service

Have your kitchen painted in the colour you've always dreamed of. Simply provide us with a recognised colour reference and we'll do the rest! Ask your LochAnna Studio for further details.
Available in all of our painted collections.

Made to Measure
SERVICE

* To help you create a bespoke finish, Made to Measure doors are available in this range.

Note: As timber doors are made from a natural, living material, some grain and colour variation can be expected within products. Timber is also susceptible to expansion and shrinkage depending on the environment in which it is installed. This potential natural movement of the timber can cause any layer of paint, lacquer, varnish etc. that has been applied to move with it and may result in panel shrinkage and hairline cracks along the joints of the door. All of this is normal and is considered to be a positive feature, adding an authentic look and feel to the kitchen.

FORM Door Selector

The door choice in LochAnna FORM has been carefully selected from the very best Italian and British manufacturers. We have chosen only the finest painted smooth gloss and matt finishes, complemented by a broad colour choice of solid timbers and veneered woodgrains. Consider your handleless rail colour and open shelving – mixing colour, texture and style will create a truly individual kitchen. Your designer will be happy to guide you through the process.



Mala
Manufactured and painted in Italy – in a mix of gloss and matt finishes.

gloss white	gloss porcelain	gloss cashmere	gloss dove grey	gloss dust grey
gloss graphite	matt white	matt porcelain	matt cashmere	matt dove grey
matt platinum grey	matt graphite	matt dust grey	matt navy blue	matt moss green
matt taupe grey				



Eterna
Made from 100% recycled material, the bold Eterna finishes make a statement.

ossido grigio	ossido marrone	laguna grey aged oak	laguna dark oak
chalet light walnut	patagonia marble	venato marble	nero marble


Note: Colours are as accurate as the printing process allows, we recommend that you examine a physical swatch or sample before making your final choice. These can be requested via your retailer.



Elswick
A rich solid timber narrow framed shaker door, with a veneered centre panel.

Available in 33 stunning painted finishes or our Colour Match Service.

Note: As timber doors are made from a natural living material, some grain variation can be expected within products. This is normal and is considered to add an authentic look and feel to the products.



Strato
A classic Italian veneered flat door - will work well alongside Mala.

Available in 33 painted finishes, our Colour Match Service or six natural stains*

Note: Strato is manufactured with an oak veneer. Veneers are randomly selected and as a consequence, each door will be different in grain structure and can have variation in colour when stained. There is a horizontal grain on the doors.

bright white	porcelain	pearl	ivory	taupe
mussel	stone	light grey	pebble grey	dust grey
steel grey	graphite	soft black	soot	breeze
pale teal	aegean	sapphire	atlantic	indigo
midnight	sage	olive	laurel green	brigade
meadow	heather green	thicket	damson	cashmere
desert pink	auburn	warm earth	buff*	pale oak*
bronze*	mezzo*	mocha*	charcoal black*	

Colour
MATCHING
Service



Proud to be Built in Great Britain

We go above and beyond to make sure that all of our kitchen ranges are innovative, flexible in design and provide choice for every customer taste, style and trend

We know that a kitchen not only has to look great, it also has to work well and last. We believe that we have covered everything – choice, flexibility and quality guarantees on every range

Our products, developed through years of experience by us and our partners, are amongst the best in the world with awards for production and quality



The kitchen has a lot to live up to...

...a space to entertain, a place where meals are cooked or a point where busy families gather.

With 578 superb choices across our LochAnna and FORM true handleless ranges, plus an extensive selection of accessories to choose from, we can assist in crafting the perfect kitchen tailored to your lifestyle.

LochAnna
———— kitchens ————



www.lochannakitchens.co.uk

