



EVOKITCHEN

2025 - Trade - Trusted Quality, Built to Last



Greco - Gloss Cashmere

OUR KITCHENS

Trade -Trusted Quality, Built to Last

We're proud to offer kitchens that balance quality, style, and value - without compromise. Built in Britain using advanced manufacturing techniques, our range brings together a stunning combination of colours, sizes, and finishes to suit any home.

To help you get the look you want for less, our larders and appliance housings are available with optional complementary coloured sides, reducing the need for extra cladding panels.

Every kitchen includes soft-close drawer boxes and hinges as standard, along with a wide selection of handles - giving you the freedom to personalise your space, whatever your taste or budget.

EVOKITCHEN

Content

4 ABOUT US

- 4 Our Difference
- 6 Built to last

8 RANGES

- 10 Devlin - Price Group 2
- 14 Greco - Price Group 2
- 18 Mullan - Price Group 3
- 22 Vallo - Price Group 4

26 ACCESSORIES

- 28 Solutions Panels
- 29 Lighting
- 30 Storage Solutions
- 34 Handles

38 TECHNICAL

- 38 Cabinet Options
- 42 Cabinet Specifications
- 44 Cabinet Features




Devlin - Sea Blue

OUR DIFFERENCE

Proud to be built in Great Britain

- Cabinets assembled in our Hereford facility for reliable, consistent quality
- Carefully selected components for trusted performance
- Contemporary door styles designed for modern living
- A straightforward range with smart storage options to suit every home
- 5-year furniture guarantee for added peace of mind



QUALITY MADE SIMPLE

Assembled in the UK – Designed to perform

We know what matters during installation - kitchens that not only look great but are built to go in smoothly and stay looking good for years to come. With a streamlined range and robust specification, our kitchens are trusted by installers and appreciated by homeowners.



- 16 quality doors to suit a range of looks
- High-performance hinges as standard
- Flexible handle options to personalise the finish
- 18mm removable back panels for strength and easy access during fitting
- Heavy-duty adjustable legs for a secure, level base
- Fully edged shelves to help protect against moisture
- 18mm construction throughout for lasting durability



RANGE GUIDE



DEVLIN
Matt - Slab - Price Group 2



MULLAN
Matt - Shaker - Price Group 3



GRECO
Gloss - Slab - Price Group 2



VALLO
Gloss - Handleless - Price Group 4



Greco - Dove Grey



Devlin - Sea Blue

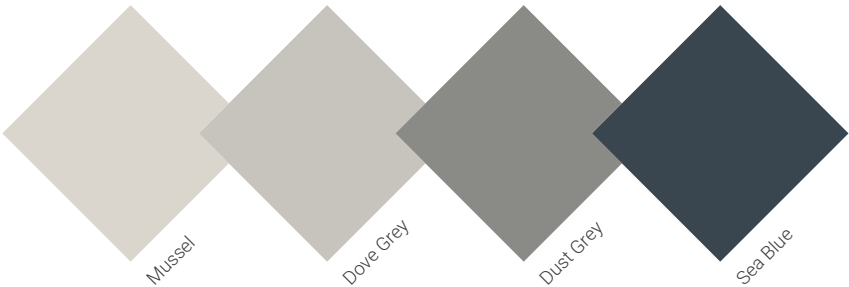
DEVLIN

Price Group 2
Matt - Slab

Devlin is a modern slab door available in four stylish matt finishes. Its smooth, flat design offers a clean, contemporary look, while the matt surface helps soften reflections - perfect for creating a calm, modern space.

The simple slab style makes it easy to personalise your kitchen with a wide choice of handles, whether you're going for bold contrast or a subtle, coordinated finish. Easy to keep clean, Devlin is a practical choice for busy family life.

With 18mm cabinet construction, soft-close hinges and drawers, and fully edged shelves, Devlin brings together quality, versatility, and great value - making it a smart choice for a wide range of homes.





DEVLIN

Features

- Available in 4 smooth matt finishes
- Simple slab design for a clean, modern look
- 18mm MDF door with durable matt foil-wrapped finish
- Versatile style pairs easily with a wide range of handles
- Easy to maintain - ideal for everyday family living

Devlin - Mussel



Devlin - Sea Blue



Greco - Greco - Dove Grey

GRECO Price Group 2

Gloss - Slab

Greco features a sleek gloss slab door with a smooth lacquered finish that brings a fresh, modern look to any kitchen. Its simple, flat design reflects light to help brighten the space and create a sense of openness.

Available in three contemporary colours, Greco is easy to pair with contrasting tones or textures - perfect for mixing and matching to create a personalised, high-impact design.

Like all our kitchens, Greco includes soft-close hinges and drawers, robust 18mm cabinets, and fully edged shelves for lasting performance and everyday practicality.





GRECO

Features

- Available in 3 high-gloss finishes
- Smooth slab design for a clean, modern look
- 18mm MFC door with durable, over-lacquered gloss surface
- Contemporary style that pairs well with other colours and textures
- Easy to maintain and ideal for light, open kitchen designs

Greco - Gloss Cashmere





Mullan - Fjord


MULLAN

Price Group 3
Matt - Shaker

Mullan features a smooth, one-piece shaker design in a matt finish - bringing a timeless yet modern feel to any kitchen. Its clean lines and subtle detailing make it a versatile choice that works equally well with both classic and contemporary handles.

Available in five carefully selected colours, Mullan can be styled to suit a wide range of homes and tastes. Whether you're aiming for a traditional feel or a more modern twist, this adaptable range delivers style, quality, and everyday practicality.

Like all our kitchens, Mullan comes with soft-close hinges and drawers, strong 18mm cabinets, and fully edged shelves - built for durability and easy installation.





MULLAN

Features

- Available in 5 smooth matt finishes
- Classic shaker styling with a modern edge
- One-piece 18mm MDF door with matt foil wrap
- Routed centre panel for a clean, seamless look
- A versatile style that pairs well with both modern and traditional handles

Mullan - Sea Blue



Mullan - Fjord



Vallo - Cashmere

VALLO Price Group 4
Gloss - Handleless


Vallo is the perfect choice for creating a clean, contemporary kitchen.

Its high-gloss finish reflects light to help make the space feel brighter and more open, while the integrated handle profile keeps lines smooth and uncluttered across doors and drawers.

Made from durable 19mm painted and lacquered MDF, Vallo offers both style and strength. The handleless design delivers a sleek, modern look that suits a range of spaces and tastes.

Available in four on-trend colours, Vallo works seamlessly with a wide choice of cabinets and handles.

As with all our kitchens, it includes soft-close hinges and drawers, 18mm cabinets, fully edged shelves, and adjustable legs - built for easy fitting and long-term performance.





VALLO

Features

- Available in 4 high-gloss finishes
- Handleless J-pull design for a streamlined, modern look
- Painted and lacquered 19mm MDF doors
- Feature base end panels with a flowing profile detail
- Specially designed 950mm L-shape corner doors ensure the J-pull profile continues seamlessly into the corner

Vallo - Gloss Dust Grey



Vallo - Cashmere



ACCESSORIES

Finishing touches that elevate every kitchen

Our range of accessories is designed to complement and enhance your kitchen, combining style with smart functionality. From wood-finish solution panels that complete the overall look, to clever internal storage options that maximise space, these finishing touches help bring your design together seamlessly.

Each accessory is chosen for its quality, durability, and ease of use, giving you the flexibility to personalise your kitchen and ensure it works beautifully for everyday life.

- 28 Solutions Panels
- 29 Lighting
- 30 Storage Solutions
- 34 Handles

SOLUTIONS PANELS

The perfect way to complete a kitchen

No matter your chosen kitchen style, our woodgrain-effect Solutions panels offer a versatile and stylish way to finish your space. Available in three natural tones, these panels can be used to create open shelving, add warmth to splashbacks, or introduce texture and contrast to your design.

Whether you're aiming for a modern feature or a more classic detail, Solutions panels help you add that final, personalised touch with ease.



AVAILABLE FINISHES



Natural Oak (shown above)



Tobacco Oak



White Oak

Size: 2400 x 900 x 18mm, 900 x 600 x 18mm

LIGHTING

Bright ideas for every kitchen

Our range of energy-efficient LED lighting includes everything you need to enhance your kitchen - from focused task lighting for workspaces to soft ambient options that create a warm, inviting atmosphere. Whether you're illuminating cabinets, shelving, or key features, our lighting solutions bring both function and style to the heart of the home.



LIGHTING OPTIONS



Cabinet Light - Nova Mini LED Ultra-Thin



Cabinet Light - Galaxy COB LED Stainless Steel Tri-Light



Panel Light - Nano



Plinth Lighting - Sola IP65 LED Plinth Light with Frosted Lens



Plinth Lighting - Strata LED Plinth Light



Drawer Light - Sabre LED with IR Sensors

STORAGE SOLUTIONS

Smart storage that works beautifully

Our selection of internal storage accessories is designed to make the kitchen more efficient, organised, and enjoyable to use. From pull-out larders to corner solutions and integrated shelving, each piece combines clever functionality with durable design.

These storage solutions help you make the most of every inch of space - keeping everything within easy reach while maintaining a clean, uncluttered look throughout the kitchen.



LARDER STORAGE



300mm
Soft Close Larder Pull Out with Baskets.



600mm
Soft Close Tandem Larder with Baskets.



500mm/600mm
Tandem Solo Larder with Baskets.

BASE UNIT STORAGE



150mm/300mm
Soft Close Pull Out Base with Baskets.



950L
¾ Carousel for 950L Corner Base Unit.



Universal
Corner optimiser .



1000mm
Magic Corner Base Unit LH/RH (LH Shown).



1000mm
Le Mans Corner Base Unit LH/RH (LH Shown).

ECO BINS

Smart, space-saving waste solutions

Keep your kitchen organised with integrated bins for waste and recycling. Available in a range of sizes, they fit neatly inside your units for a clean, clutter-free finish.



Eco Bin (30L)

1 x 20L, 1 x 10L Suits 300mm base.



Eco Bin (40L)

1 x 20L, 2 x 10L Suits 400mm base.



Eco Bin (68L)

1 x 34L, 2 x 17L Suits 600mm base.

OTHER ACCESSORIES

Smart details for everyday ease

Thoughtfully designed to add convenience and help keep your kitchen organised, our accessories bring practical touches that make a big difference.



Cutlery Tray

Anthracite plastic cutlery tray.



Towel Rail

Telescopic towel rail.



Pull Out Baskets

Soft close pull out baskets.



Greco - Greco - Dove Grey

HANDLES

Our handle collection is carefully selected to suit every style - the perfect finishing touch for any kitchen.

H1070 Short Rear Fix Handle

Matt Black
180mm Long x 18mm High
160mm Centres | 40mm Depth



H1071 Long Rear Fix Handle

Matt Black
275mm Long x 18mm High
256mm Centres | 40mm Depth



H1072 Short Rear Fix Handle

Brushed Gold
180mm Long x 18mm High
160mm Centres | 40mm Depth



H1073 Long Rear Fix Handle

Brushed Gold
275mm Long x 18mm High
256mm Centres | 40mm Depth



H1011 Curved End D Handle

Brushed Nickel
200mm Long x 16mm Thick
192mm Centres | 25mm Projection



H1013 Curved End D Handle

Chrome
200mm Long x 16mm Thick
192mm Centres | 25mm Projection



H1015 Curved End D Handle

Copper
200mm Long x 16mm Thick
192mm Centres | 25mm Projection



H1032 Curved End D Handle

Satin Brass
200mm Long x 16mm Thick
192mm Centres | 25mm Projection



H1007 Long Rear Fix Handle

Chrome
200mm Long x 10mm High
160mm Centres | 15mm Depth



H1003 Long Front Fix Handle

Chrome
275mm Long x 18mm High
256mm Centres | 40mm Depth




H941 Square D Handle

Chrome
200mm Long x 10mm Thick
160/192mm Centres | 30mm Projection



H947 Square D Handle

Chrome
205mm Long x 25mm Thick
160/192mm Centres | 30mm Projection



H1076 Knurled Knob

Matt Black
25mm Diameter
26mm Projection



H1077 Knurled D Handle

Matt Black
152mm Long x 12mm Thick
128mm Centres | 34mm Projection



H1078 Knurled Knob

Brushed Nickel
25mm Diameter
26mm Projection



H1079 Knurled D Handle

Brushed Nickel
152mm Long x 12mm Thick
128mm Centres | 34mm Projection



H933 Tapered Base D Handle

Satin Nickel
170mm Long x 22mm Thick
160mm Centres | 30mm Projection



H003 Bevelled Strap Handle

Satin Nickel
152mm Long x 24mm Thick
128mm Centres | 25mm Projection



H931 Curved Strap Handle

Satin Nickel
177mm Long x 27mm Thick
160mm Centres | 37mm Projection



H932 Slim Curved Strap Handle

Satin Nickel
206mm Long x 15mm Thick
192mm Centres | 24mm Projection



H1065 Knurled Bar Handle

Stainless Steel
220mm Long x 12mm Thick
160mm Centres | 32mm Projection



H1066 Knurled Bar Handle

Rose Gold
220mm Long x 12mm Thick
160mm Centres | 32mm Projection



H1067 Knurled Bar Handle

Matt Black
220mm Long x 12mm Thick
160mm Centres | 32mm Projection



H820 Round Collared Bar Handle

Stainless Steel
165mm Long x 16mm Thick
128mm Centres | 30mm Projection



H918 Rounded D Handle

Satin Nickel
150mm Long x 20mm Thick
128mm Centres | 28mm Projection



H146 Tapered D Handle

Satin Nickel
180mm Long x 20mm Thick
160mm Centres | 35mm Projection



H1018 Tapered Strap Handle

Stainless Steel
200mm Long x 17mm Thick
160mm Centres | 29mm Projection



H1019 Tapered Strap Handle

Black Chrome
200mm Long x 17mm Thick
160mm Centres | 29mm Projection



H917 Round Bar Handle

Stainless Steel
185mm Long x 16mm Thick
160mm Centres | 38mm Projection



H264 Round Bar Handle

Stainless Steel
200mm Long x 14mm Thick
160mm Centres | 34mm Projection



H222 Slim Round Bar Handle

Stainless Steel
220mm Long x 12mm Thick
160mm Centres | 30mm Projection



H318 Round Bar Handle

Stainless Steel
236mm Long x 16mm Thick
177mm Centres | 36mm Projection



HANDLES

Our suite of handles has been carefully chosen to complement our kitchens.

H1038 Flared D Handle

Chocolate
169mm Long x 26mm Thick
160mm Centres | 27mm Projection



H1039 Flared D Handle

Graphite
169mm Long x 26mm Thick
160mm Centres | 27mm Projection



H1040 Flared D Handle

Copper
169mm Long x 26mm Thick
160mm Centres | 27mm Projection



H1033 Slim Square D Handle

Satin Brass
186mm Long x 9mm Thick
160mm Centres | 27mm Projection



H1051 Cup Handle

American Copper
104mm Long x 48mm High
64mm Centres | 30mm Projection



H1052 Knob

American Copper
38mm Diameter
32mm Projection



H1049 Cup Handle

Black Nickel
104mm Long x 48mm High
64mm Centres | 30mm Projection



H1050 Knob

Black Nickel
38mm Diameter
32mm Projection



H962 Angular Strap Handle

Brushed Copper
200mm Long x 18mm Thick
160mm Centres | 30mm Projection



H363 Cross Detail D Handle

Pewter Effect
140mm Long x 18mm Thick
128mm Centres | 28mm Projection



H504 Arched Strap Handle

Antique Effect
175mm Long x 19mm Thick
96mm Centres | 26mm Projection



H942 Arched Strap Handle

Antique Effect
140mm Long x 26mm Thick
96mm Centres | 24mm Projection



H1045 Cup Handle

Brushed Copper
104mm Long x 48mm High
64mm Centres | 30mm Projection



H1046 Knob

Brushed Copper
38mm Diameter
32mm Projection



H1047 Cup Handle

Brushed Satin Brass
104mm Long x 48mm High
64mm Centres | 30mm Projection



H1048 Knob

Brushed Satin Brass
38mm Diameter
32mm Projection



H1044 Cup Handle

Satin Brass
97mm Long x 37mm High
64mm Centres / 24mm Projection



H1043 Round Knob

Satin Brass
40mm Diameter x 35mm High



H943 Cup Handle

Antique Effect
96mm Long x 30mm High
64mm Centres | 20mm Projection



H1009 Round Knob

Antique Effect
40mm Diameter
35mm Projection



H1030 Cup Handle

Antique Bronze
95mm Long x 30mm High
64mm Centres | 28mm Projection



H1031 Knob

Antique Bronze
30mm Diameter x 26mm High



H1024 Cup Handle

Black Satin
104mm Long x 32mm High
64mm Centres | 23mm Projection



H1026 Round Knob & H1028 Square Knob

Black Satin
59mm Long x 43mm High
38mm Projection



H150 Cup Handle

Chrome
90mm Long x 42mm High
76mm Centres | 20mm Projection



H149 Round Knob

Chrome
25mm Diameter
30mm Projection



H1080 Cup Handle

Matt Black
90mm Long x 42mm High
76mm Centres | 20mm Projection



H1081 Round Knob

Matt Black
36mm Diameter
45mm Projection



H1020 Cup Handle

Chrome
130mm Long x 38mm High
64mm Centres | 28mm Projection



H1022 Cup Handle

Chrome
104mm Long x 32mm High
64mm Centres | 23mm Projection



H1025 Round Knob

Chrome
59mm Long x 43mm High
38mm Projection



H1027 Square Knob

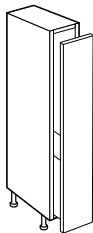
Chrome
59mm Long x 43mm High
38mm Projection



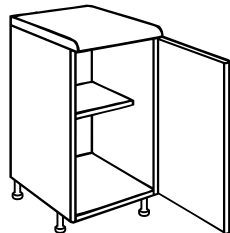
BASE UNITS

Technical Specifications

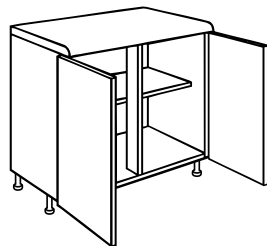
150 / 300 Pull-Out Unit



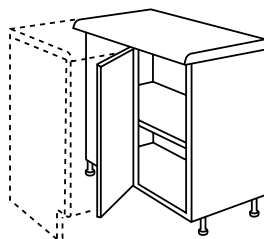
150 / 300 / 350 / 400 / 450
500 / 600mm Highline Base




700 / 800 / 900 / 1000mm
Highline Base



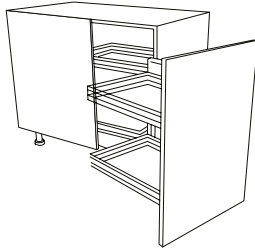
800 / 900 / 1000mm
Highline Corner Base



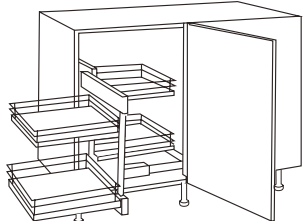
1000mm Highline Corner Base
with Le Mans RH/LH



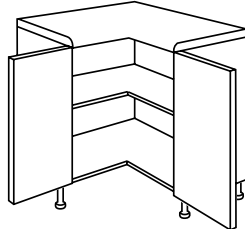
1000mm Highline Corner Base
with Magic Corner RH/LH



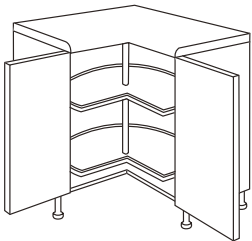
800 / 900 / 1000mm Highline
Corner Base with Corner Optimiser



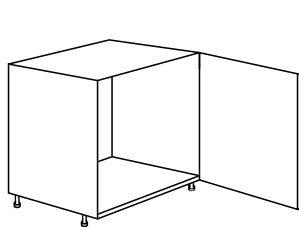
950mm
L Corner Base




950mm
L Corner Base with ¾ Carousel




600mm Belfast Sink Unit
(requires customisation)



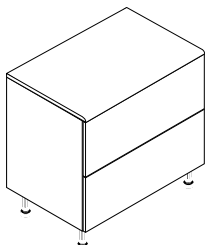
500mm
4 Drawer Unit



500 / 600 / 800 / 900 / 1000mm
3 Drawer Unit




600 / 900mm
2 Drawer Unit




WALL UNITS

Technical Specifications

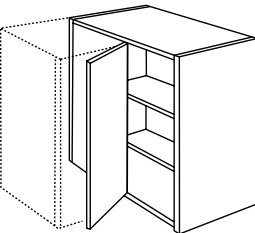
150 / 300 / 350 / 400 / 450
500 / 600mm Wall




700 / 800 / 900 / 1000mm
Wall




600 / 900mm
Corner Wall



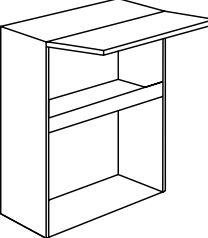
650mm
L Corner Wall



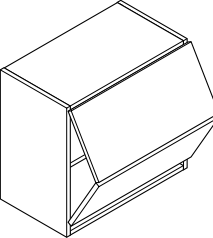
600mm
Boiler Housing (900mm high)



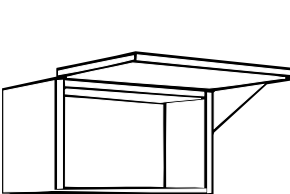
600mm
Wall Microwave Unit




600 / 900mm
Bifold Unit



600 / 800 / 900 / 1000mm
Bridging Unit



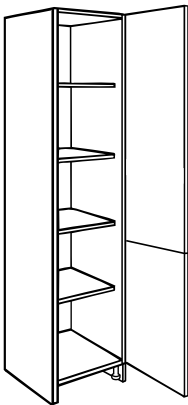
300 / 400 / 450 / 500 / 600mm
Tall Wall (900mm high)



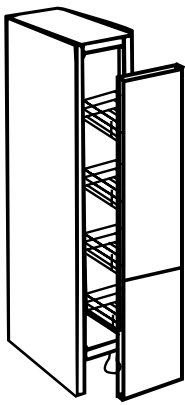
LARDER UNITS

Technical Specifications

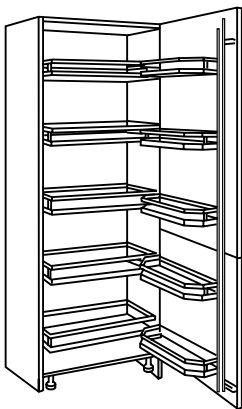
300 / 500 / 600mm Larder



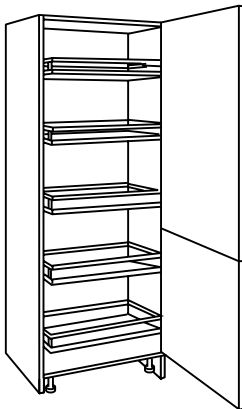
300mm Pull-out Larder



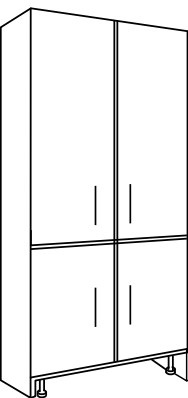
600mm Larder with Tandem Pull-out



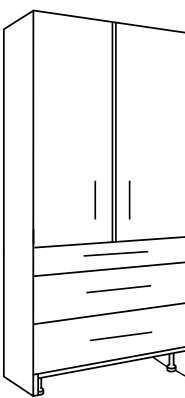
500 / 600mm Larder with Tandem Solo




1000mm Pantry 4 door



1000mm Pantry 3 drawers



1000mm Blind corner Larder




Larder units up to 600mm wide and our tall appliance housings are available with optional complementary coloured sides to co-ordinate with the doors. These are oversized at 2140mm so they can be scribed to the floor.

APPLIANCE HOUSINGS

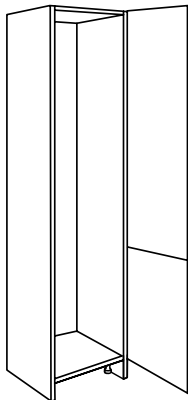
Technical Specifications

Appliance housings configurations on next page.

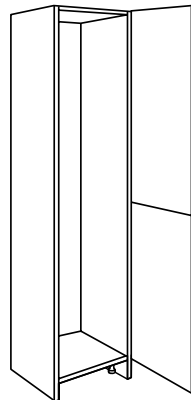
600mm Built Under Oven Housing



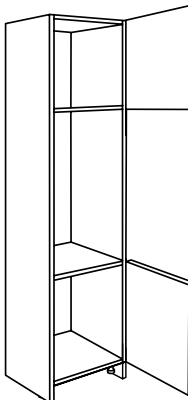
50/50 Fridge Freezer



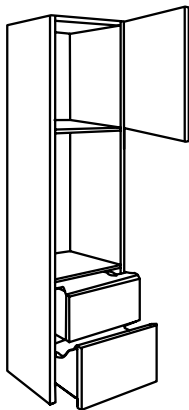
70/30 Fridge Freezer



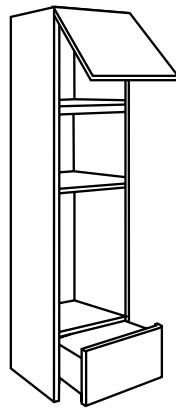
600mm Double Oven Housing



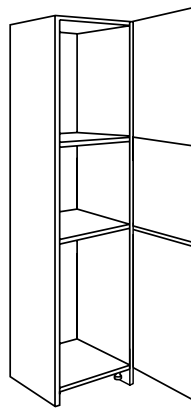
600mm Double Oven Housing 2 Drawer



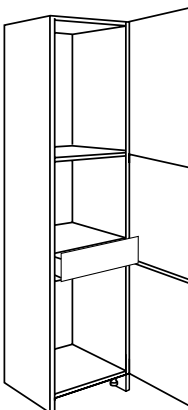
600mm Double Oven / Micro Housing 1 Drawer



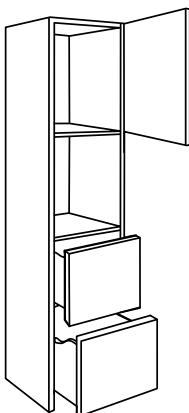
600mm Single Oven Housing



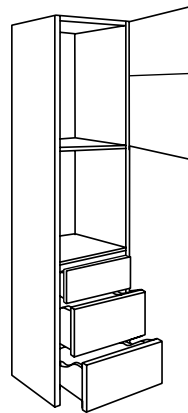
600mm Single Oven Housing 1 Drawer



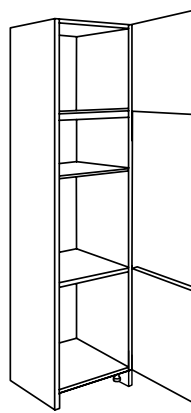
600mm Single Oven Housing 2 Drawer




600mm Single Oven Housing 3 Drawer



600mm Single Oven / Micro Housing

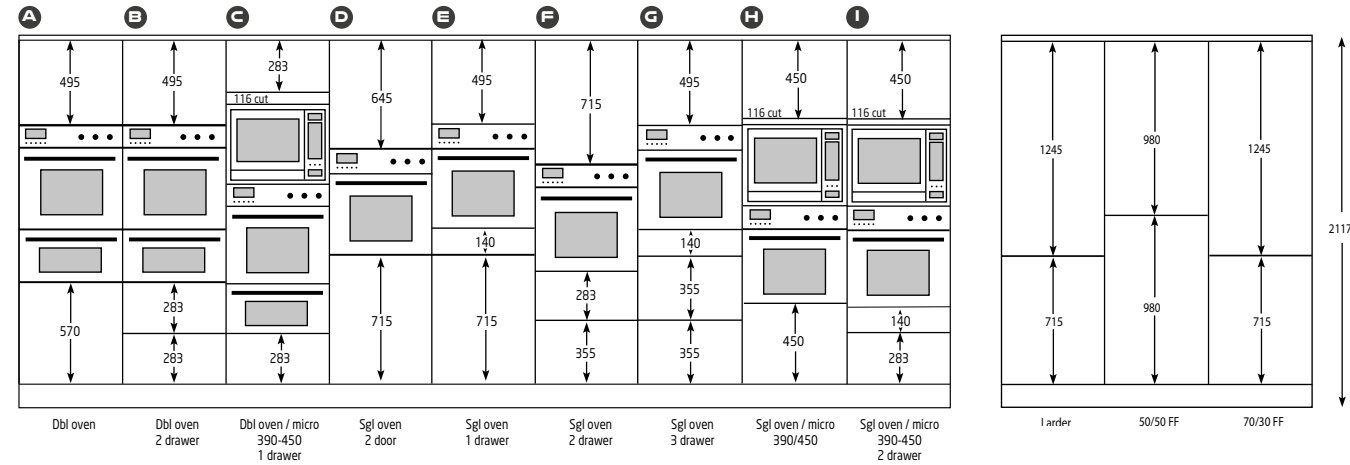


600mm Single Oven / Micro Housing 2 Drawer



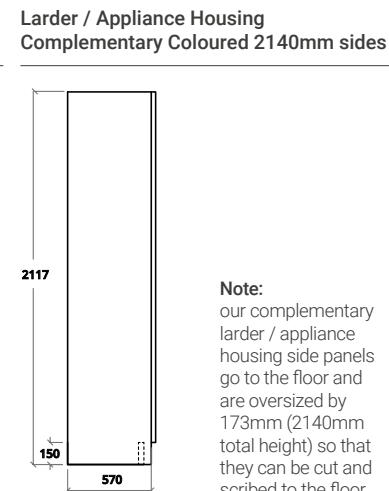
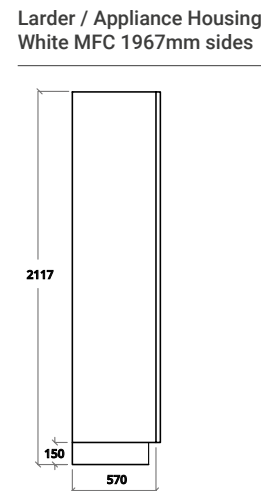
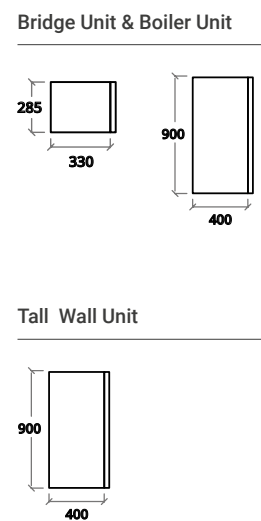
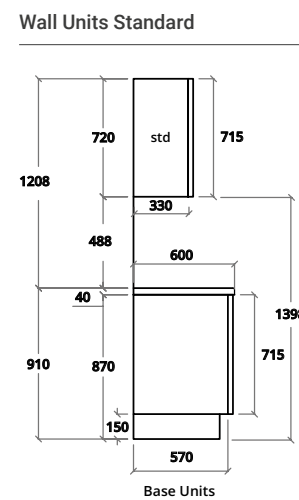
APPLIANCE HOUSING

Appliance Housing / Larder / Fridge Freezer (FF) configurations.



END ELEVATIONS

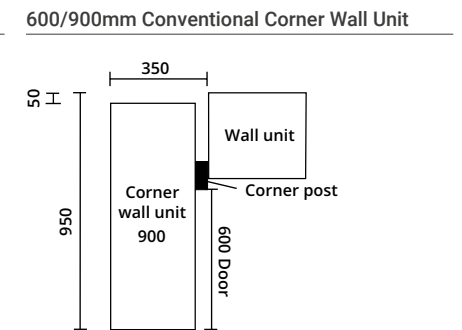
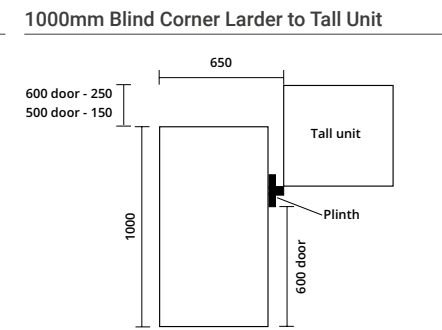
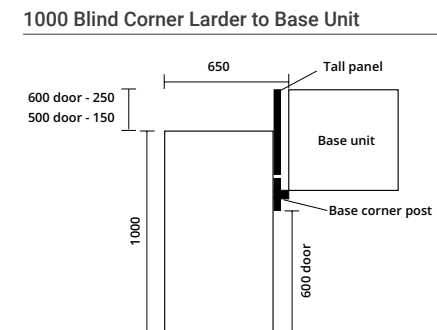
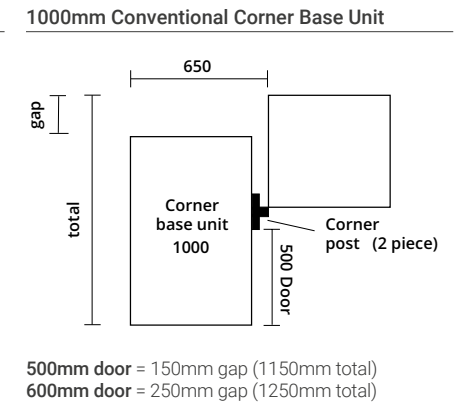
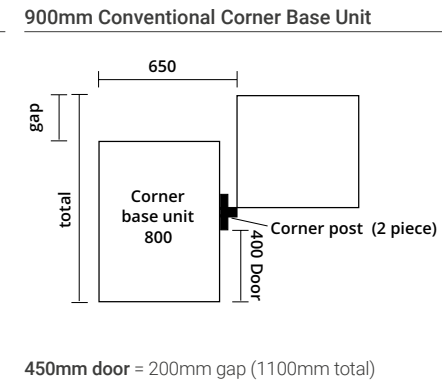
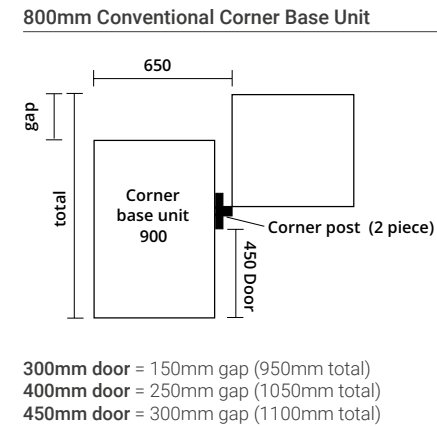
Check appliance/larder height prior to setting wall unit height.



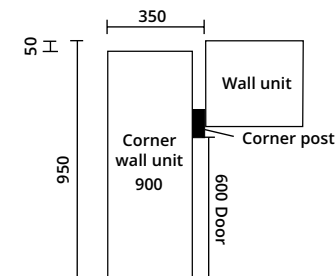
Note:
our complementary
larger / appliance
housing side panels
go to the floor and
are oversized by
173mm (2140mm
total height) so that
they can be cut and
scribed to the floor.

CORNER INFORMATION

If using alternative door sizes the gap to wall changes and the centre post of cabinet would require refixing.



L' Shape Corner Units



Walls must be square to accommodate L shape units.

CABINET & HINGE FEATURES

Built for strength, designed for everyday use.

Our cabinets and hardware are designed to deliver long-lasting performance, easy installation, and everyday practicality. With high-quality materials and thoughtful construction details, every element is made to meet the demands of modern kitchens.

CABINETS



Fully PVC edged for added moisture protection.

Adjustable service void (45–75mm) for easy pipework access.

Removable 18mm back panels for quick installation and easy service access.

Concealed hanging bracket on wall units for a clean finish and 15mm wiring void.

Our cabinets are built from 18mm furniture grade board for stability and long-lasting performance.

330mm deep wall cabinets provide generous storage and fit a 12" dinner plate.

Robust adjustable legs help level units and protect against moisture ingress.



HINGES & DRAWERS



High-quality soft-close hinges come as standard, offering smooth, reliable performance and a quieter kitchen experience.



Every kitchen includes our durable soft-close drawer box as standard - built for smooth operation and long-lasting performance.



Mullan - Fjord



Sales Enquiries

+44 (0) 1432 367 367
sales@woodstockco.com

Woodco Group T/A Woodstock Trading Company, Straight Mile House,
Beacon Road, Rotherwas Industrial Estate, Hereford HR2 6JF